



# FTSE World Government Bond 0+ Years Index (WGBI0+)

Sovereign | Multi-Currency

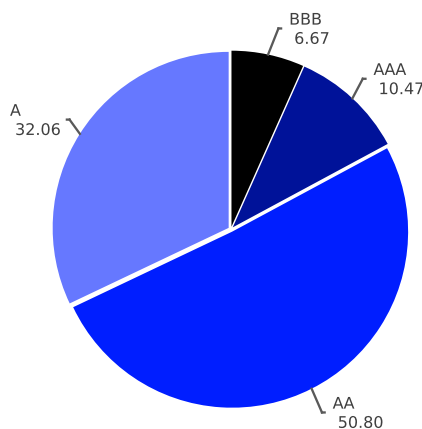
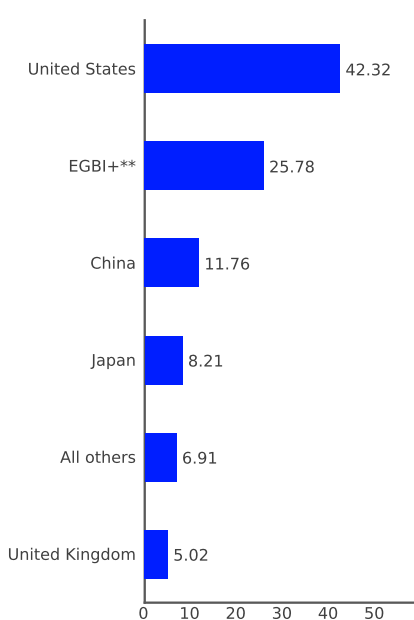
The FTSE World Government Bond 0+ Years Index tracks the universe of securities that meet the eligibility criteria for the flagship FTSE World Government Bond Index (WGBI) through to maturity. The WGBI measures the performance of fixed-rate, local currency, investment-grade sovereign bonds, and is a widely used benchmark that currently comprises sovereign debt from over 20 countries, denominated in a variety of currencies.

## INDEX PROFILE

Description	# of Issues	Par Amount*	Market Value*	Market Weight (%)	Average Coupon (%)	Average Life (Years)	Yield to Maturity (%)	Effective Duration	OAS (bps)
<b>WGBI0+</b>	<b>1,576</b>	<b>41,559.41</b>	<b>39,009.16</b>	<b>100.00</b>	<b>2.71</b>	<b>8.41</b>	<b>3.48</b>	<b>5.98</b>	<b>3</b>
1-3 Months	29	681.80	689.96	1.77	2.55	0.14	2.84	0.14	4
3-6 Months	39	1,115.06	1,119.25	2.87	2.27	0.35	2.92	0.34	-1
6-9 Months	37	1,117.70	1,124.09	2.88	2.51	0.60	2.94	0.59	-1
9-12 Months	44	1,234.69	1,233.25	3.16	2.47	0.85	3.04	0.84	-1
1-3 Years	323	9,819.58	9,798.19	25.12	2.61	1.94	3.14	1.86	-0
3-5 Years	237	7,035.11	6,941.30	17.79	2.72	3.99	3.27	3.72	2
5-7 Years	166	4,660.45	4,492.93	11.52	2.59	5.94	3.43	5.42	4
7-10 Years	179	5,158.60	5,076.13	13.01	3.15	8.50	3.51	7.37	6
10+ Years	522	10,736.43	8,534.05	21.88	2.74	21.29	4.29	14.68	6
America	406	18,538.93	17,574.67	45.05	3.32	7.43	4.18	5.10	0
Asia Pacific	575	9,292.04	8,818.20	22.61	1.91	8.85	2.08	6.86	-2
EMEA	595	13,728.45	12,616.28	32.34	2.43	9.42	3.47	6.59	11

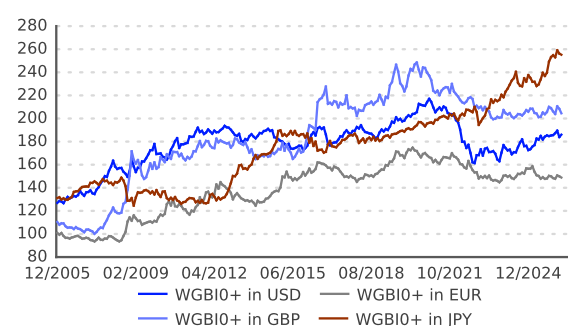
\* In USD billions

## GEOGRAPHICAL AND QUALITY COMPOSITION (Market Weight %)



Index Quality: Index quality is defined to be the rating assigned by Standard and Poor's Financial Services LLC ("S&P") when it exists. If a bond is not rated by S&P but it is rated by Moody's Investor Service, Inc ("Moody's"), the S&P equivalent of the Moody's rating is assigned. If a bond is split-rated, that is rated investment grade by S&P or Moody's and high yield by the other, index quality is taken to be S&P equivalent of the investment grade rating.

## HISTORICAL INDEX LEVEL



	Return*	Standard Deviation*
WGBI0+ in USD	1.90	6.36
WGBI0+ in EUR	1.93	6.72
WGBI0+ in JPY	3.33	6.34
WGBI0+ in GBP	3.08	8.69

\* Annualized Since Base Date (in %)

\*\* The FTSE EMU Government Bond 0+ Years Index (EGBI0+) consists of EMU-participating countries that meet the WGBI criteria for market inclusion: Austria, Belgium, Finland, France, Germany, Ireland, Italy, Netherlands, Portugal and Spain

**ANNUALIZED RETURNS (in %)**

	USD		EUR		JPY		GBP	
	Unhedged	Hedged	Unhedged	Hedged	Unhedged	Hedged	Unhedged	Hedged
YTD*	0.20	0.10	0.32	-0.51	0.18	-0.96	-0.82	0.10
1 Year	1.84	1.88	-1.31	-0.27	11.88	-1.87	0.11	1.76
3 Years	2.15	3.13	0.10	1.17	7.05	-1.93	-0.47	2.83
5 Years	-2.19	0.22	-1.68	-1.64	5.12	-3.69	-1.82	-0.24

\* Not annualized

**DESIGN CRITERIA AND CALCULATION METHODOLOGY**

Currency:	AUD, CAD, CNY*, DKK, EUR, GBP, ILS, JPY, KRW**, MXN, MYR, NOK, NZD, PLN, SEK, SGD, USD
Minimum Maturity:	At least one month
Minimum Market Size:	Entry: At least USD 50 billion, EUR 40 billion, JPY 5 trillion. Exit: Below USD 25 billion, EUR 20 billion, JPY 2.5 trillion.
Minimum Issue Size:	Varies by market
Minimum Quality:	Entry: A- by S&P and A3 by Moody's. Exit: Below BBB- by S&P and Baa3 by Moody's
Market Accessibility Level:	Minimum level of 2. For further details on calibration of Market Accessibility Levels, please see <a href="#">Fixed Income Country Classification   LSEG</a> .
Weighting:	Market capitalization
Rebalancing:	Once a month at month end
Reinvestment of cash flows:	Intra-month cash flows from interest and principal payments are not reinvested as part of monthly index total return calculations.
Pricing:	LSEG Pricing Service except for: <ul style="list-style-type: none"> <li>- UK Government Bonds (Tradeweb FTSE UK Gilt Benchmark Closing Prices)</li> <li>- EMU Government Bonds (Tradeweb FTSE Euro Government Benchmark Closing Prices)</li> <li>- US Government Bonds (Tradeweb FTSE US Treasury Benchmark Closing Prices)</li> <li>- Israel (provided by Tel Aviv Stock Exchange)</li> <li>- Mexico (provided by Proveedor Integral de Precios S.A. de C.V.)</li> <li>- Poland (provided by BondSpot)</li> <li>- Singapore (provided by the Monetary Authority of Singapore)</li> <li>- South Korea (provided by Korea Asset Pricing)</li> </ul>
Calculation Frequency:	Daily
Settlement Date:	Monthly – Settlement is on the last calendar day of the month. Daily – Same day settlement except if the last business day of the month is not the last calendar day of the month; then, settlement is on the last calendar day of the month.
Base Date:	December 31, 2005

\* China inclusion commenced with the November 2021 profiles and will be phased in over a 36-month period.

\*\* South Korea inclusion commenced with the April 2026 profile and will be phased in over an 8-month period.

**VENDOR CODES**

SBWGZUU	FTSE World Government Bond 0+ Years Index, in USD terms
SBWGZEU	FTSE World Government Bond 0+ Years Index, in EUR terms
SBWGZGU	FTSE World Government Bond 0+ Years Index, in GBP terms
SBWGZJU	FTSE World Government Bond 0+ Years Index, in JPY terms

© 2026 London Stock Exchange Group plc and its applicable group undertakings ("LSEG"). LSEG includes (1) FTSE International Limited ("FTSE"), (2) Frank Russell Company ("Russell"), (3) FTSE Global Debt Capital Markets Inc. "FTSE Canada", (4) FTSE Fixed Income LLC ("FTSE FI"), (5) FTSE (Beijing) Consulting Limited ("WOFE"), (6) FTSE EU SAS ("FTSE EU"). All rights reserved.

FTSE Russell® is a trading name of FTSE, Russell, FTSE Canada, FTSE FI, WOFE, FTSE EU and other LSEG entities providing LSEG Benchmark and Index services. "FTSE®", "Russell®", "FTSE Russell®", "FTSE4Good®", "ICB®", "Refinitiv", "WMR™", "FR™" and all other trademarks and service marks used herein (whether registered or unregistered) are trademarks and/or service marks owned or licensed by the applicable member of LSEG or their respective licensors. FTSE International Limited is authorised as a Benchmark Administrator and regulated in the United Kingdom (UK) by the Financial Conduct Authority ("FCA") according to the UK Benchmark Regulation, FCA Reference Number 796803. FTSE EU SAS is authorised as Benchmark Administrator and regulated in the European Union (EU) by the Autorité des Marchés Financiers ("AMF") according to the EU Benchmark Regulation.

All information is provided for information purposes only. All information and data contained in this publication is obtained by LSEG, from sources believed by it to be accurate and reliable. Because of the possibility of human and mechanical inaccuracy as well as other factors, however, such information and data is provided "as is" without warranty of any kind. No member of LSEG nor their respective directors, officers, employees, partners or licensors make any claim, prediction, warranty or representation whatsoever, expressly or impliedly, either as to the accuracy, timeliness, completeness, merchantability of any information or LSEG Products, or of results to be obtained from the use of LSEG products, including but not limited to indices, rates, data and analytics, or the fitness or suitability of the LSEG products for any particular purpose to which they might be put. The user of the information assumes the entire risk of any use it may make or permit to be made of the information.

No responsibility or liability can be accepted by any member of LSEG nor their respective directors, officers, employees, partners or licensors for (a) any loss or damage in whole or in part caused by, resulting from, or relating to any inaccuracy (negligent or otherwise) or other circumstance involved in procuring, collecting, compiling, interpreting, analysing, editing, transcribing, transmitting, communicating or delivering any such information or data or from use of this document or links to this document or (b) any direct, indirect, special, consequential or incidental damages whatsoever, even if any member of LSEG is advised in advance of the possibility of such damages, resulting from the use of, or inability to use, such information.

No member of LSEG nor their respective directors, officers, employees, partners or licensors provide investment advice and nothing in this document should be taken as constituting financial or investment advice. No member of LSEG nor their respective directors, officers, employees, partners or licensors make any representation regarding the advisability of investing in any asset or whether such investment creates any legal or compliance risks for the investor. A decision to invest in any such asset should not be made in reliance on any information herein. Indices and rates cannot be invested in directly. Inclusion of an asset in an index or rate is not a recommendation to buy, sell or hold that asset nor confirmation that any particular investor may lawfully buy, sell or hold the asset or an index or rate containing the asset. The general information contained in this publication should not be acted upon without obtaining specific legal, tax, and investment advice from a licensed professional.

Past performance is no guarantee of future results. Charts and graphs are provided for illustrative purposes only. Index and/or rate returns shown may not represent the results of the actual trading of investable assets. Certain returns shown may reflect back-tested performance. All performance presented prior to the index or rate inception date is back-tested performance. Back-tested performance is not actual performance, but is hypothetical. The back-test calculations are based on the same methodology that was in effect when the index or rate was officially launched. However, back-tested data may reflect the application of the index or rate methodology with the benefit of hindsight, and the historic calculations of an index or rate may change from month to month based on revisions to the underlying economic data used in the calculation of the index or rate.

This document may contain forward-looking assessments. These are based upon a number of assumptions concerning future conditions that ultimately may prove to be inaccurate. Such forward-looking assessments are subject to risks and uncertainties and may be affected by various factors that may cause actual results to differ materially. No member of LSEG nor their licensors assume any duty to and do not undertake to update forward-looking assessments.

No part of this information may be reproduced, stored in a retrieval system or transmitted in any form or by any means, electronic, mechanical, photocopying, recording or otherwise, without prior written permission of the applicable member of LSEG. Use and distribution of LSEG data requires a licence from LSEG and/or its licensors.

The information contained in this report should not be considered "research" as defined in recital 28 of the Commission Delegated Directive (EU) 2017/593 of 7 April 2016 supplementing Directive 2014/65/EU of the European Parliament and of the Council ("MiFID II") and is provided for no fee.