

FTSE South Korean Broad Bond Index

Multi-Sector | KRW

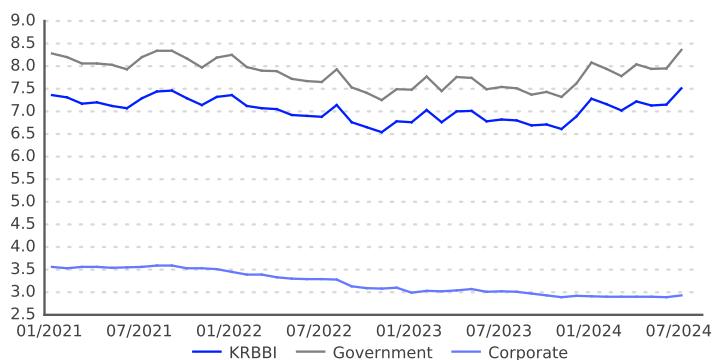
The FTSE South Korean Broad Bond Index (KRBBI) is designed to measure the performance of Korean Won-denominated bonds issued both in and outside of the Korean bond market. The KRBBI includes Korea Treasury Bonds (KTB), Monetary Stabilisation Bonds (MSB), government-related securities, collateralized, and corporate debts. The index covers a broad array of asset classes and sub-indices are available in any combination of asset class, maturity, and rating.

INDEX PROFILE

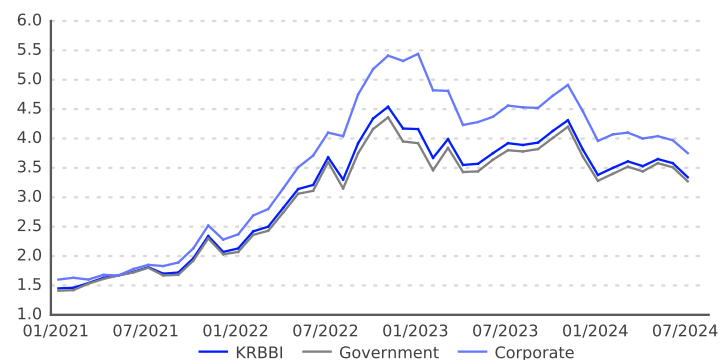
Description	# of Issues	Par Amount*	Market Value*	Market Weight (%)	Average Coupon (%)	Average Life (Years)	Yield to Maturity (%)	Effective Duration	OAS (bps)
KRBBI	2,605	1,458,104.92	1,396,713.74	100.00	2.95	10.46	3.34	7.51	11
Investment-Grade	65	947,137.24	889,063.35	63.65	2.66	14.11	3.23	10.06	-0
AA	65	947,137.24	889,063.35	63.65	2.66	14.11	3.23	10.06	-0
Not-Rated	2,540	510,967.69	507,650.39	36.35	3.48	3.68	3.55	3.04	30
1-3 Years	1,685	550,329.38	551,510.69	39.49	3.28	1.89	3.43	1.80	18
3-5 Years	437	177,493.12	178,169.29	12.76	3.31	4.00	3.35	3.70	14
5-7 Years	162	127,284.18	120,809.28	8.65	2.38	6.10	3.34	5.63	9
7-10 Years	92	129,227.78	132,296.87	9.47	3.60	8.46	3.33	7.30	5
10+ Years	229	473,770.46	413,927.62	29.64	2.39	24.54	3.23	17.36	2
Government	1,082	1,236,301.42	1,176,825.98	84.26	2.83	11.71	3.27	8.36	3
KTB	65	947,137.24	889,063.35	63.65	2.66	14.11	3.23	10.06	-0
MSB	8	64,740.00	65,507.95	4.69	3.66	1.62	3.29	1.54	3
Other Govt Related	1,009	224,424.19	222,254.67	15.91	3.32	4.47	3.43	3.59	18
Collateralized	10	1,730.00	1,686.97	0.12	1.55	1.54	3.43	1.49	17
Corporate	1,513	220,073.50	218,200.79	15.62	3.61	3.49	3.75	2.93	50
Finance	794	117,806.00	118,037.17	8.45	3.81	2.70	3.79	2.45	53
Industrial	456	70,722.50	70,605.82	5.06	3.50	2.78	3.70	2.55	47
Utility	263	31,545.00	29,557.80	2.12	3.12	8.02	3.69	5.77	45

* In KRW billions

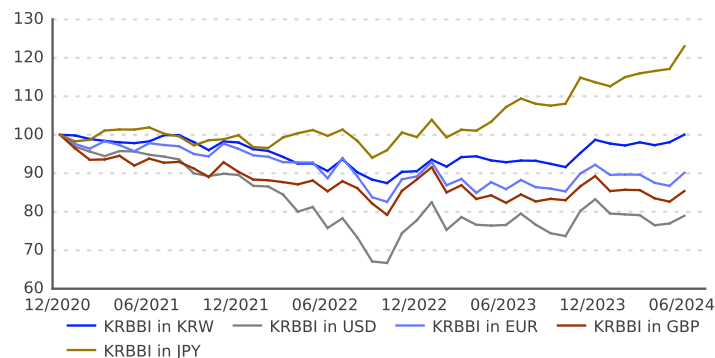
HISTORICAL EFFECTIVE DURATION



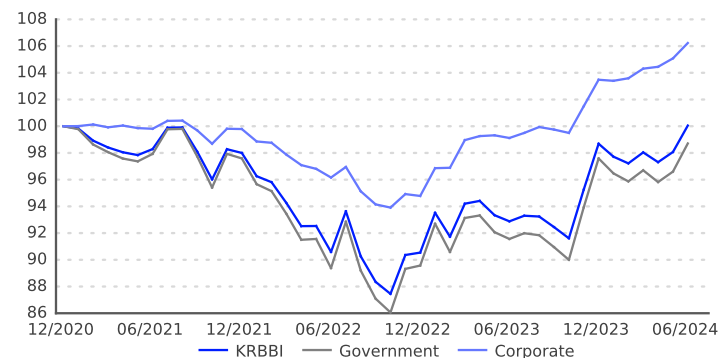
HISTORICAL YIELD TO MATURITY



HISTORICAL INDEX LEVEL (By Currency)



HISTORICAL INDEX LEVEL (By Sector, in KRW)



	Return*	Standard Deviation*
KRBBI in KRW	0.01	6.24
KRBBI in USD	-6.53	14.29
KRBBI in EUR	-2.92	10.64
KRBBI in GBP	-4.42	10.49
KRBBI in JPY	6.10	8.23

* Annualized Since Inception (in %)

	Return*	Standard Deviation*
KRBBI	0.01	6.24
Government	-0.37	6.95
Corporate	1.74	3.04

* in KRW, Annualized Since Inception (in %)

ANNUALIZED RETURNS (in %)

	KRW	USD		EUR		GBP		JPY	
	Unhedged	Unhedged	Hedged	Unhedged	Hedged	Unhedged	Hedged	Unhedged	Hedged
YTD*	1.38	-5.15	2.45	-2.24	1.67	-4.34	2.33	8.23	-0.44
1 Year	7.72	3.11	10.15	4.96	8.20	3.70	9.64	14.76	3.69
3 Years	0.59	-5.92	1.82	-2.69	-0.12	-3.09	1.12	6.47	-2.21
5 Years	0.01	-4.62	0.75	-2.06	-0.49	-3.11	0.32	4.23	-1.71

* Not annualized

TOP 10 ISSUERS (By Market Weight)

Description	# of Issues	Par Amount*	Market Value*	Market Weight (%)	Average Coupon (%)	Average Life (Years)	Yield to Maturity (%)	Effective Duration	OAS (bps)
KOREA REPUBLIC	65	688.08	645.89	63.65	2.66	14.11	3.23	10.06	-0
BANK OF KOREA	8	47.03	47.59	4.69	3.66	1.62	3.28	1.55	3
KOREA DEVELOPMENT BANK	163	39.09	39.56	3.90	3.76	2.27	3.42	2.11	18
KOREA ELECTRIC POWER CORP	267	29.63	28.10	2.77	2.91	6.43	3.55	4.76	32
INDUSTRIAL BANK OF KOREA	85	18.43	18.60	1.83	3.84	2.33	3.41	2.18	17
SHINHAN FINANCIAL GROUP CO LTD	138	15.62	15.75	1.55	3.87	2.74	3.64	2.47	38
NATIONAL AGRICULTURAL COOPERATIVE FEDERATION	96	14.47	14.47	1.43	3.34	2.32	3.49	2.18	26
KOREA LAND & HOUSING CORP	96	14.37	14.03	1.38	3.00	9.07	3.41	7.02	9
KOREA HANA BANK	61	9.09	9.05	0.89	3.60	2.61	3.60	2.30	34
KOREA EXPRESSWAY CORP	65	8.12	7.79	0.77	3.10	10.19	3.37	7.46	13

DESIGN CRITERIA AND CALCULATION METHODOLOGY

Coupon:	Fixed-rate, fixed-to-floating rate and zero-coupon
Currency:	KRW
Minimum maturity:	At least one year. Fixed-to-floating bonds are removed one month prior to the fixed-to-floating rate start date.
Minimum issue size:	Korea Treasury Bond/Monetary Stabilisation Bond: KRW 1 trillion Government Sponsored/Government Guaranteed: KRW 150 billion Corporate/Regional Government*/Others: KRW 80 billion
Minimum credit quality:	No minimum S&P or Moody's rating requirements, defaulted bonds are excluded
Composition:	Securities included: fixed-rate bonds issued by governments, regional governments, government-sponsored entities and corporations. Securities excluded: Private placements, convertibles, asset-backed, mortgage-backed, fixed-rate perpetual and inflation-indexed bonds. Contingent capital securities** that convert to common equity or suffer principal write-downs based on explicit balance-sheet or regulatory capital pre-specified triggers. Korean National Housing Bonds and 10-Years Korea Treasury Bond issued prior to January 1, 2003.
Weighting:	Market capitalization
Rebalancing:	Once a month on the last business day of the month
Reinvestment of cash flow:	Intra-month cash flows from interest and principal payments are not reinvested as part of monthly index total return calculations.
Pricing:	LSEG Pricing Service bid-side 4:00 p.m. (Tokyo)
Calculation Frequency:	Daily
Settlement Date:	Monthly – Settlement is on the last calendar day of the month. Daily – Same day settlement except if the last business day of the month is not the last calendar day of the month; then, settlement is on the last calendar day of the month.
Base Date:	December 31, 2020

* Regional Government includes regional government, regional government-guaranteed and regional government-sponsored.
** Securities that can be converted at the discretion of local regulators are eligible provided they meet other index inclusion criteria.

VENDOR CODES

SBKRBBL FTSE South Korean Broad Bond Index, in KRW terms

© 2024 London Stock Exchange Group plc and its applicable group undertakings (the "LSE Group"). The LSE Group includes (1) FTSE International Limited ("FTSE"), (2) Frank Russell Company ("Russell"), (3) FTSE Global Debt Capital Markets Inc. and FTSE Global Debt Capital Markets Limited (together, "FTSE Canada"), (4) MTSNext Limited ("MTSNext"), (5) Mergent, Inc. ("Mergent"), (6) FTSE Fixed Income LLC ("FTSE FI"), (7) The Yield Book Inc. ("YB"), and (8) Beyond Ratings S.A.S. ("BR"). All rights reserved.

The FTSE Fixed Income Indices are calculated by or on behalf of FTSE Fixed Income LLC or its affiliate, agent or partner. FTSE International Limited is authorized and regulated by the Financial Conduct Authority as a benchmark administrator. FTSE Russell® is a trading name of FTSE, Russell, FTSE Canada, MTSNext, Mergent, FTSE FI, YB, and BR. "FTSE®", "Russell®", "FTSE Russell®", "MTS®", "FTSE4Good®", "ICB®", "Mergent®", "WorldBIG®", "USBIG®", "EuroBIG®", "AusBIG®", "The Yield Book®", Beyond Ratings®, and all other trademarks and service marks used herein (whether registered or unregistered) are trademarks and/or service marks owned or licensed by the applicable member of the LSE Group or their respective licensors and are owned, or used under license, by FTSE, Russell, MTSNext, FTSE Canada, Mergent, FTSE FI, YB, or BR.

All information is provided for information purposes only. All information and data contained in this publication is obtained by the LSE Group, from sources believed by it to be accurate and reliable. Because of the possibility of human and mechanical error as well as other factors, however, such information and data is provided "as is" without warranty of any kind. No member of the LSE Group nor their respective directors, officers, employees, partners or licensors make any claim, prediction, warranty or representation whatsoever, expressly or impliedly, either as to the accuracy, timeliness, completeness, merchantability of any information or of results to be obtained from the use of the FTSE Russell Indices or the fitness or suitability of the FTSE Russell Indices for any particular purpose to which they might be put. Any representation of historical data accessible through FTSE Russell Indices is provided for information purposes only and is not a reliable indicator of future performance.

No responsibility or liability can be accepted by any member of the LSE Group nor their respective directors, officers, employees, partners or licensors for (a) any loss or damage in whole or in part caused by, resulting from, or relating to any error (negligent or otherwise) or other circumstance involved in procuring, collecting, compiling, interpreting, analyzing, editing, transcribing, transmitting, communicating or delivering any such information or data or from use of this document or links to this document or (b) any direct, indirect, special, consequential or incidental damages whatsoever, even if any member of the LSE Group is advised in advance of the possibility of such damages, resulting from the use of, or inability to use, such information. No member of the LSE Group nor their respective directors, officers, employees, partners or licensors provide investment advice and nothing contained in this document or accessible through FTSE Russell Indices, including statistical data and industry reports, should be taken as constituting financial or investment advice or a financial promotion.

Past performance is no guarantee of future results. Charts and graphs are provided for illustrative purposes only. Index returns shown may not represent the results of the actual trading of investable assets. Certain returns shown may reflect back-tested performance. All performance presented prior to the index inception date is back-tested performance. Back-tested performance is not actual performance, but is hypothetical. The back-test calculations are based on the same methodology that was in effect when the index was officially launched. However, back-tested data may reflect the application of the index methodology with the benefit of hindsight, and the historic calculations of an index may change from month to month based on revisions to the underlying economic data used in the calculation of the index.

No part of this information may be reproduced, stored in a retrieval system or transmitted in any form or by any means, electronic, mechanical, photocopying, recording or otherwise, without prior written permission of the applicable member of the LSE Group. Use and distribution of the LSE Group data requires a license from FTSE, Russell, FTSE Canada, MTSNext, Mergent, FTSE FI, YB, BR, and/or their respective licensors.