



FTSE World Broad Investment-Grade Green Impact Bond Index

Multi-Sector | Multi-Currency

The FTSE World Broad Investment-Grade Green Impact Bond Index (WorldBIG Green Impact) constituents are selected from the FTSE World Broad Investment-Grade Bond Index (WorldBIG), screened in accordance with the transparent and defined green bond criteria.

The WorldBIG Green Impact leverages Climate Bonds Initiative (CBI) data to identify eligible Green Bonds whose use of proceeds are in line with the Paris Agreement.

The WorldBIG Green Impact is a multi-sector green bond benchmark of investment-grade, multi-currency debt issued by government, government-sponsored/supranational, covered, and corporations.

INDEX PROFILE

Description	# of Issues	Par Amount*	Market Value*	Market Weight (%)	Average Coupon (%)	Average Life (Years)	Yield to Maturity (%)	Effective Duration	OAS (bps)
WorldBIG Green Impact	1,022	1,327.03	1,210.37	100.00	2.24	9.78	3.43	7.50	63
AAA	152	327.44	303.02	25.04	1.56	9.10	2.77	7.51	6
AA	143	372.04	305.36	25.23	1.63	14.29	3.29	10.94	33
A	292	238.06	221.58	18.31	2.55	8.45	3.75	6.24	85
BBB	435	389.49	380.42	31.43	3.21	6.86	3.88	5.48	119
1-3 Years	242	206.24	202.54	16.73	1.99	1.99	3.45	1.91	65
3-5 Years	244	221.89	217.67	17.98	2.42	3.91	3.26	3.63	77
5-7 Years	191	205.83	194.06	16.03	2.03	5.98	3.22	5.51	69
7-10 Years	210	296.15	280.50	23.17	2.68	8.44	3.54	7.40	58
10+ Years	135	396.92	315.60	26.07	2.06	20.09	3.56	15.08	52
AUD	1	4.75	4.89	0.40	4.25	9.81	3.97	7.99	-0
EUR	793	1,045.21	961.17	79.41	2.04	9.28	3.15	7.44	64
GBP	39	92.23	68.03	5.62	1.77	15.00	4.47	10.28	36
JPY	2	1.37	1.34	0.11	0.18	4.55	0.78	4.47	30
USD	182	166.40	157.40	13.00	3.60	9.03	4.68	6.12	75
Government	268	751.99	653.94	54.03	1.83	12.56	3.18	9.64	31
Domestic Sovereign	32	382.48	316.55	26.15	1.68	15.15	3.15	11.80	20
Foreign Sovereign	32	35.68	32.99	2.73	2.88	8.70	3.99	6.52	88
Government Related	204	333.83	304.40	25.15	1.88	10.01	3.11	7.74	36
Covered	67	56.73	54.35	4.49	1.62	4.99	2.80	4.64	42
Corporate	687	518.31	502.08	41.48	2.91	6.27	3.82	5.03	106
Finance	292	222.16	217.75	17.99	2.78	4.14	3.71	3.70	108
Industrial	157	120.96	116.96	9.66	3.19	6.63	4.00	5.44	110
Utility	238	175.18	167.37	13.83	2.88	8.73	3.85	6.47	102

* In USD billions

HISTORICAL EFFECTIVE DURATION

HISTORICAL YIELD TO MATURITY



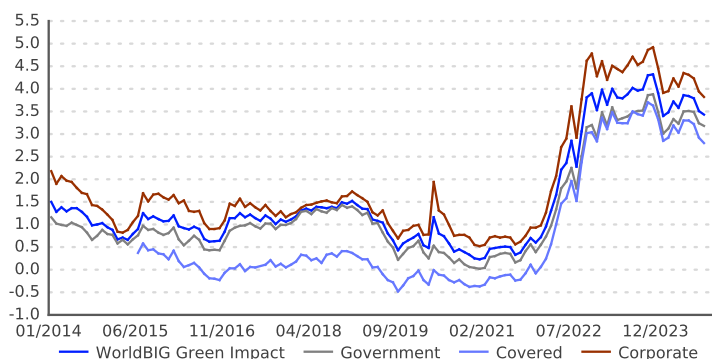
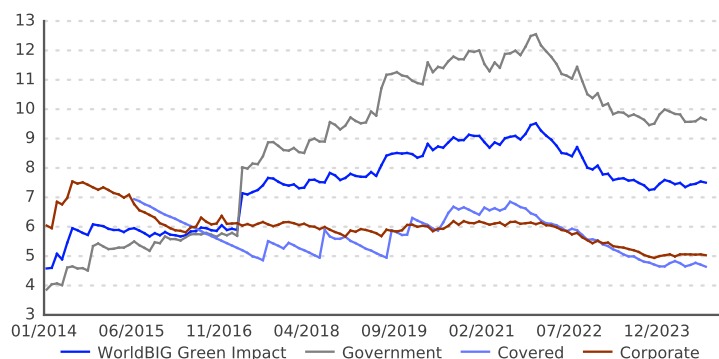
FTSE World Broad Investment-Grade Green Impact Bond Index

Multi-Sector | Multi-Currency

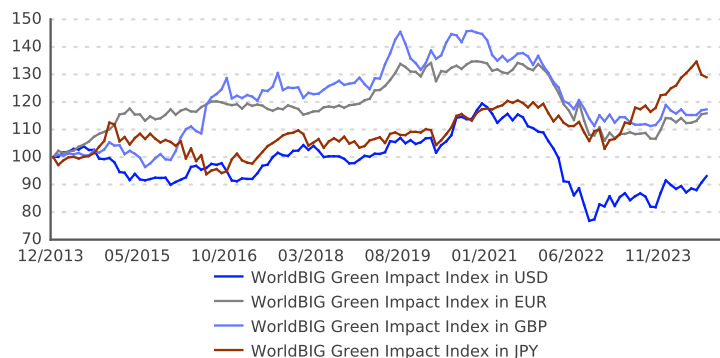
The FTSE World Broad Investment-Grade Green Impact Bond Index (WorldBIG Green Impact) constituents are selected from the FTSE World Broad Investment-Grade Bond Index (WorldBIG), screened in accordance with the transparent and defined green bond criteria.

The WorldBIG Green Impact leverages Climate Bonds Initiative (CBI) data to identify eligible Green Bonds whose use of proceeds are in line with the Paris Agreement.

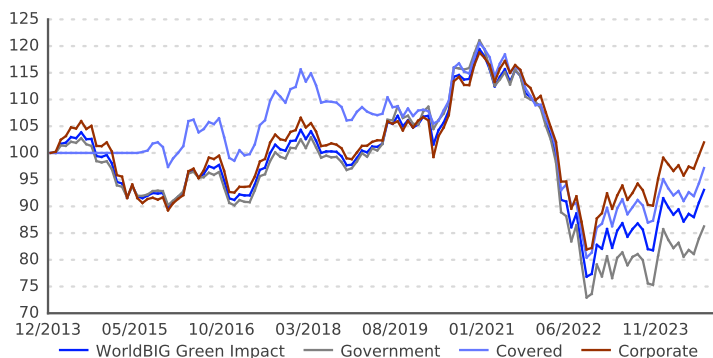
The WorldBIG Green Impact is a multi-sector green bond benchmark of investment-grade, multi-currency debt issued by government, government-sponsored/supranational, covered, and corporations.



HISTORICAL INDEX LEVEL (By Currency)



HISTORICAL INDEX LEVEL (By Sector, in USD)



	Return*	Standard Deviation*		Return*	Standard Deviation*
WorldBIG Green Impact Index in USD	-0.67	8.56	WorldBIG Green Impact	-0.67	8.56
WorldBIG Green Impact Index in EUR	1.39	5.78	Government	-1.38	9.26
WorldBIG Green Impact Index in GBP	1.51	7.63	Covered	-0.31	8.20
WorldBIG Green Impact Index in JPY	2.41	7.77	Corporate	0.18	8.32

* Annualized Since Inception (in %)

* in USD, Annualized Since Inception (in %)

ANNUALIZED RETURNS (in %)

	USD		EUR		GBP		JPY	
	Unhedged	Hedged	Unhedged	Hedged	Unhedged	Hedged	Unhedged	Hedged
YTD*	1.71	2.28	1.50	1.17	-1.34	2.06	5.05	-1.74
1 Year	8.68	8.32	6.57	6.36	4.79	7.73	8.70	1.75
3 Years	-6.66	-3.37	-4.63	-5.30	-5.21	-4.19	2.53	-7.60
5 Years	-2.74	-1.41	-2.84	-3.12	-4.21	-2.15	3.61	-4.45

* Not annualized

DESIGN CRITERIA AND CALCULATION METHODOLOGY

Weighting:	Market capitalization
Universe:	FTSE World Broad Investment-Grade Bond Index
Green Bond Eligibility:	Climate Bonds Initiative (CBI) identifies eligible Green Bonds whose proceeds are specifically earmarked for projects that have environmental and/or climate benefit and are aligned with Paris Agreement
Minimum Maturity:	At least one year
Minimum Quality:	BBB- by S&P or Baa3 by Moody's
Pricing:	Pricing for the WGBI portion of the index: LSEG Pricing Service except for: <ul style="list-style-type: none"> - Israel (provided by Tel Aviv Stock Exchange) - Mexico (provided by Proveedor Integral de Precios S.A. de C.V.) - Poland (provided by BondSpot) - Singapore (provided by the Monetary Authority of Singapore) For the non-WGBI portion of the index: LSEG Pricing Service
Rebalancing:	Once a month at month end
Calculation Frequency:	Daily
Settlement Date:	Monthly – Settlement is on the last calendar day of the month. Daily – Same day settlement except if the last business day of the month is not the last calendar day of the month; then, settlement is on the last calendar day of the month.
Fixing Date:	Each month, the upcoming month's index constituents are "fixed" on the profile fixing date. Each year's scheduled fixing dates are published on the website.
Base Date:	December 31, 2013

VENDOR CODES

SBWGIE	FTSE WorldBIG Green Impact Bond Index, in EUR terms
SBWGIG	FTSE WorldBIG Green Impact Bond Index, in GBP terms
SBWGIY	FTSE WorldBIG Green Impact Bond Index, in JPY terms
SBWGIU	FTSE WorldBIG Green Impact Bond Index, in USD terms
SBWGIEC	FTSE WorldBIG Green Impact Bond Index, currency-hedged in EUR terms
SBWGIGC	FTSE WorldBIG Green Impact Bond Index, currency-hedged in GBP terms
SBWGIYC	FTSE WorldBIG Green Impact Bond Index, currency-hedged in JPY terms
SBWGIUC	FTSE WorldBIG Green Impact Bond Index, currency-hedged in USD terms
SBWGIUL	FTSE WorldBIG Green Impact US Dollar Bond Index, in USD terms
SBWGIEL	FTSE WorldBIG Green Impact Euro Bond Index, in EUR terms
SBWGIGL	FTSE WorldBIG Green Impact Sterling Bond Index, in GBP terms

© 2024 London Stock Exchange Group plc and its applicable group undertakings (the "LSE Group"). The LSE Group includes (1) FTSE International Limited ("FTSE"), (2) Frank Russell Company ("Russell"), (3) FTSE Global Debt Capital Markets Inc. and FTSE Global Debt Capital Markets Limited (together, "FTSE Canada"), (4) MTSNext Limited ("MTSNext"), (5) Mergent, Inc. ("Mergent"), (6) FTSE Fixed Income LLC ("FTSE FI"), (7) The Yield Book Inc. ("YB"), and (8) Beyond Ratings S.A.S. ("BR"). All rights reserved.

The FTSE Fixed Income Indices are calculated by or on behalf of FTSE Fixed Income LLC or its affiliate, agent or partner. FTSE International Limited is authorized and regulated by the Financial Conduct Authority as a benchmark administrator. FTSE Russell® is a trading name of FTSE, Russell, FTSE Canada, MTSNext, Mergent, FTSE FI, YB, and BR. "FTSE®", "Russell®", "FTSE Russell®", "MTS®", "FTSE4Good®", "ICB®", "Mergent®", "WorldBIG®", "USBIG®", "EuroBIG®", "AusBIG®", "The Yield Book®", Beyond Ratings®, and all other trademarks and service marks used herein (whether registered or unregistered) are trademarks and/or service marks owned or licensed by the applicable member of the LSE Group or their respective licensors and are owned, or used under license, by FTSE, Russell, MTSNext, FTSE Canada, Mergent, FTSE FI, YB, or BR.

All information is provided for information purposes only. All information and data contained in this publication is obtained by the LSE Group, from sources believed by it to be accurate and reliable. Because of the possibility of human and mechanical error or otherwise) or other circumstance involved in procuring, collecting, compiling, interpreting, analyzing, editing, transcribing, transmitting, communicating or delivering any such information or data or from use of this document or links to this document or (b) any direct, indirect, special, consequential or incidental damages whatsoever, even if any member of the LSE Group is advised in advance of the possibility of such damages, resulting from the use of, or inability to use, such information. No member of the LSE Group nor their respective directors, officers, employees, partners or licensors provide investment advice and nothing contained in this document or accessible through FTSE Russell Indices, including statistical data and industry reports, should be taken as constituting financial or investment advice or a financial promotion.

No responsibility or liability can be accepted by any member of the LSE Group nor their respective directors, officers, employees, partners or licensors for (a) any loss or damage in whole or in part caused by, resulting from, or relating to any error (negligent or otherwise) or other circumstance involved in procuring, collecting, compiling, interpreting, analyzing, editing, transcribing, transmitting, communicating or delivering any such information or data or from use of this document or links to this document or (b) any direct, indirect, special, consequential or incidental damages whatsoever, even if any member of the LSE Group is advised in advance of the possibility of such damages, resulting from the use of, or inability to use, such information. No member of the LSE Group nor their respective directors, officers, employees, partners or licensors provide investment advice and nothing contained in this document or accessible through FTSE Russell Indices, including statistical data and industry reports, should be taken as constituting financial or investment advice or a financial promotion.

Past performance is no guarantee of future results. Charts and graphs are provided for illustrative purposes only. Index returns shown may not represent the results of the actual trading of investable assets. Certain returns shown may reflect back-tested performance. All performance presented prior to the index inception date is back-tested performance. Back-tested performance is not actual performance, but is hypothetical. The back-test calculations are based on the same methodology that was in effect when the index was officially launched. However, back-tested data may reflect the application of the index methodology with the benefit of hindsight, and the historic calculations of an index may change from month to month based on revisions to the underlying economic data used in the calculation of the index.

No part of this information may be reproduced, stored in a retrieval system or transmitted in any form or by any means, electronic, mechanical, photocopying, recording or otherwise, without prior written permission of the applicable member of the LSE Group. Use and distribution of the LSE Group data requires a license from FTSE, Russell, FTSE Canada, MTSNext, Mergent, FTSE FI, YB, BR, and/or their respective licensors.