

FTSE Chinese (Onshore CNY) Green Bond Index

Multi-Sector | Chinese Yuan

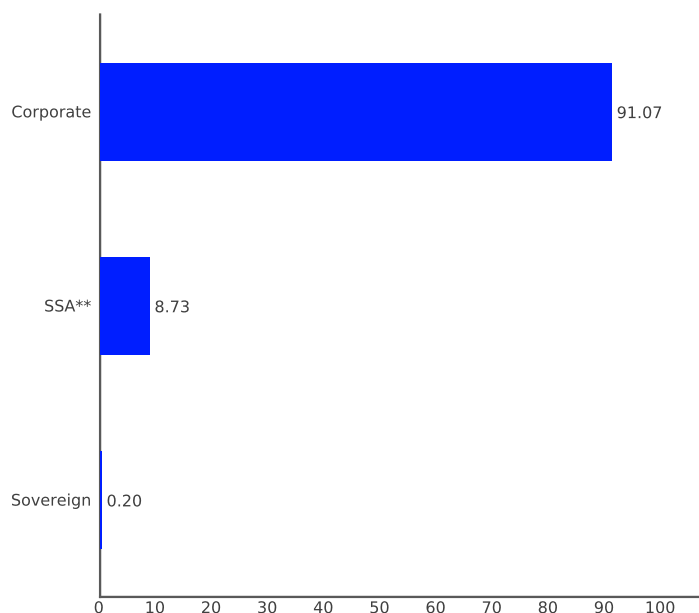
The FTSE Chinese (Onshore CNY) Green Bond Index measures the performance of the onshore Chinese yuan-denominated, fixed-rate governments, agencies and corporate debt issued in mainland China that are labelled “green”. A labelled green bond is a bond whose proceeds is specifically earmarked for projects that have environmental and/or climate benefit and have been labelled as green by the issuer. The FTSE Chinese (Onshore CNY) Green Bond Index captures all labelled green bonds in the China bond market that satisfy the fixed income criteria outlined in the Rulebook.

INDEX PROFILE

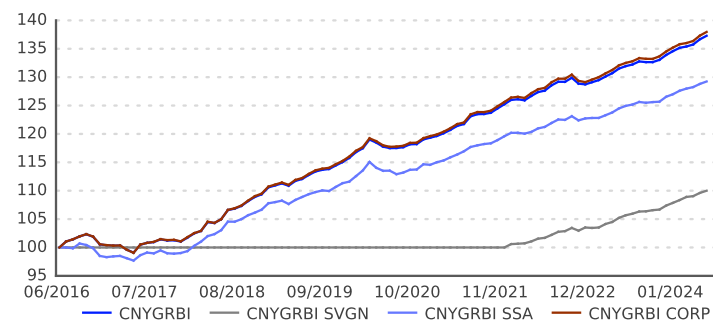
Description	# of Issues	Par Amount*	Market Value*	Market Weight (%)	Average Coupon (%)	Average Life (Years)	Yield to Maturity (%)	Effective Duration	OAS (bps)
CNYGRBI	330	996.57	1,025.33	100.00	2.87	2.59	2.20	2.35	50
1-3 Years	252	868.50	889.69	86.77	2.79	1.92	2.12	1.85	47
3-5 Years	46	75.38	78.28	7.63	3.22	3.86	2.56	3.41	68
5-7 Years	6	9.20	9.95	0.97	4.03	5.96	2.82	5.00	78
7-10 Years	15	22.83	24.55	2.39	3.65	8.59	2.89	6.78	70
10+ Years	11	20.67	22.86	2.23	3.60	18.26	2.91	12.50	66
Sovereign	1	2.00	2.07	0.20	3.75	1.38	2.86	1.33	127
SSA**	11	87.14	89.50	8.73	2.40	2.45	1.81	2.30	11
Corporate	318	907.44	933.76	91.07	2.91	2.61	2.23	2.36	53

* In CNY billions

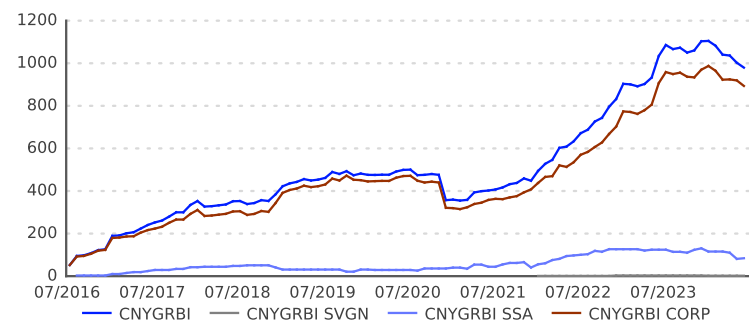
ASSET CLASS AND MATURITY COMPOSITION (Market Weight %)



HISTORICAL INDEX LEVEL (Unhedged)



PAR AMOUNT (In CNY billions)



** Supranational, Sub-sovereign and Agency

lseg.com/ftse-russell

TOP 10 ISSUERS (By Market Weight)

Description	# of Issues	Par Amount*	Market Value*	Market Weight (%)	Average Coupon (%)	Average Life (Years)	Yield to Maturity (%)	Effective Duration	OAS (bps)
BANK OF COMMUNICATIONS CO LTD	6	69.50	71.09	6.93	2.64	1.69	1.91	1.63	27
INDUSTRIAL AND COMMERCIAL BANK O	3	60.00	61.81	6.03	2.68	2.33	1.93	2.22	20
BANK OF CHINA LTD	2	60.00	61.40	5.99	2.79	1.67	1.90	1.62	26
INDUSTRIAL BANK CO LTD	2	50.00	50.88	4.96	2.72	1.88	1.93	1.82	26
CHINA DEVELOPMENT BANK CORP	4	47.87	49.01	4.78	2.41	1.93	1.78	1.85	10
CHINA THREE GORGES CORP	23	45.80	48.66	4.75	3.05	7.28	2.20	5.87	27
SHANGHAI PUDONG DEVELOPMENT BANK	1	30.00	30.66	2.99	2.79	1.74	1.91	1.68	26
AGRICULTURAL BANK OF CHINA LTD	3	23.00	23.67	2.31	2.54	1.89	1.93	1.80	27
BANK OF JIANGSU CO LTD	4	23.00	23.35	2.28	2.37	2.72	2.04	2.60	26
SASAC OF WUHAN MUNICIPAL GOVERNMENT	11	19.33	21.12	2.06	4.23	9.47	3.26	6.38	116

* In CNY billions

DESIGN CRITERIA AND CALCULATION METHODOLOGY

Coupon:	Fixed-rate, fixed-to-floating rate and zero-coupon
Currency:	CNY
Minimum Maturity:	At least one year; Fixed-to-floating bonds are removed one year prior to the fixed-to-floating rate start date
Minimum Issue Size:	CNY 1 billion
Minimum Quality:	No minimum S&P or Moody's rating requirement, defaulted bonds are excluded. For senior unsecured or above bonds, if an individual issue is rated by neither S&P nor Moody's but its issuer has an S&P or Moody's rating, the issuer's rating is assigned to the issue as its implied rating.
Composition:	Securities excluded: Pure-play bonds, asset-backed and mortgage-backed securities, private placements, bond issued primarily for the retail market, inflation-linked bonds and convertibles
Issuing Market:	China Interbank Bond Market, Shanghai Stock Exchange, Shenzhen Stock Exchange
Weighting:	Market capitalization
Rebalancing:	Once a month at month end
Reinvestment of cash flows:	Intra-month cash flows from interest and principal payments are not reinvested as part of monthly index total return calculations.
Pricing:	Refinitiv
Calculation Frequency:	Daily
Settlement Date:	Monthly – Settlement is on the last calendar day of the month. Daily – Same day settlement except if the last business day of the month is not the last calendar day of the month; then, settlement is on the last calendar day of the month.
Base Date:	June 30, 2016

VENDOR CODES

Bloomberg SBI <GO>; SBBI <GO>

Reuters

CNYGRBI

CFIICGRB <INDEX>

CNYGRBI

CFIICGRB

© 2024 London Stock Exchange Group plc and its applicable group undertakings (the "LSE Group"). The LSE Group includes (1) FTSE International Limited ("FTSE"), (2) Frank Russell Company ("Russell"), (3) FTSE Global Debt Capital Markets Inc. and FTSE Global Debt Capital Markets Limited (together, "FTSE Canada"), (4) MTSNext Limited ("MTSNext"), (5) Mergent, Inc. ("Mergent"), (6) FTSE Fixed Income LLC ("FTSE FI"), (7) The Yield Book Inc. ("YB"), and (8) Beyond Ratings S.A.S. ("BR"). All rights reserved.

The FTSE Fixed Income Indices are calculated by or on behalf of FTSE Fixed Income LLC or its affiliate, agent or partner. FTSE International Limited is authorized and regulated by the Financial Conduct Authority as a benchmark administrator. FTSE Russell® is a trading name of FTSE, Russell, FTSE Canada, MTSNext, Mergent, FTSE FI, YB, and BR. "FTSE®", "Russell®", "FTSE Russell®", "MTS®", "FTSE4Good®", "ICB®", "Mergent®", "WorldBIG®", "USBIG®", "EuroBIG®", "AusBIG®", "The Yield Book®", Beyond Ratings®, and all other trademarks and service marks used herein (whether registered or unregistered) are trademarks and/or service marks owned or licensed by the applicable member of the LSE Group or their respective licensors and are owned, or used under license, by FTSE, Russell, MTSNext, FTSE Canada, Mergent, FTSE FI, YB, or BR.

All information is provided for information purposes only. All information and data contained in this publication is obtained by the LSE Group, from sources believed by it to be accurate and reliable. Because of the possibility of human and mechanical error as well as other factors, however, such information and data is provided "as is" without warranty of any kind. No member of the LSE Group nor their respective directors, officers, employees, partners or licensors make any claim, prediction, warranty or representation whatsoever, expressly or impliedly, either as to the accuracy, timeliness, completeness, merchantability of any information or of results to be obtained from the use of the FTSE Russell Indices or the fitness or suitability of the FTSE Russell Indices for any particular purpose to which they might be put. Any representation of historical data accessible through FTSE Russell Indices is provided for information purposes only and is not a reliable indicator of future performance.

No responsibility or liability can be accepted by any member of the LSE Group nor their respective directors, officers, employees, partners or licensors for (a) any loss or damage in whole or in part caused by, resulting from, or relating to any error (negligent or otherwise) or other circumstance involved in procuring, collecting, compiling, interpreting, analyzing, editing, transcribing, transmitting, communicating or delivering any such information or data or from use of this document or links to this document or (b) any direct, indirect, special, consequential or incidental damages whatsoever, even if any member of the LSE Group is advised in advance of the possibility of such damages, resulting from the use of, or inability to use, such information. No member of the LSE Group nor their respective directors, officers, employees, partners or licensors provide investment advice and nothing contained in this document or accessible through FTSE Russell Indices, including statistical data and industry reports, should be taken as constituting financial or investment advice or a financial promotion.

Past performance is no guarantee of future results. Charts and graphs are provided for illustrative purposes only. Index returns shown may not represent the results of the actual trading of investable assets. Certain returns shown may reflect back-tested performance. All performance presented prior to the index inception date is back-tested performance. Back-tested performance is not actual performance, but is hypothetical. The back-test calculations are based on the same methodology that was in effect when the index was officially launched. However, back-tested data may reflect the application of the index methodology with the benefit of hindsight, and the historic calculations of an index may change from month to month based on revisions to the underlying economic data used in the calculation of the index.

No part of this information may be reproduced, stored in a retrieval system or transmitted in any form or by any means, electronic, mechanical, photocopying, recording or otherwise, without prior written permission of the applicable member of the LSE Group. Use and distribution of the LSE Group data requires a license from FTSE, Russell, FTSE Canada, MTSNext, Mergent, FTSE FI, YB, BR, and/or their respective licensors.