

FTSE IdealRatings Broad US Dollar Sukuk Index

Multi-Sector | US Dollar

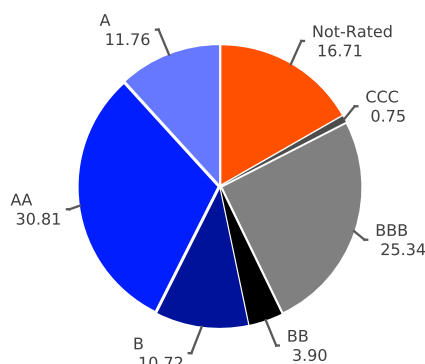
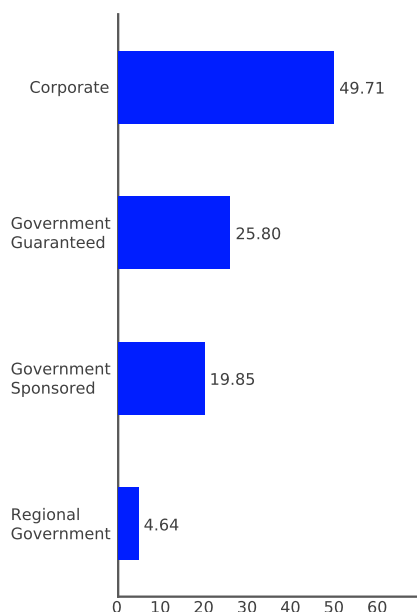
The FTSE IdealRatings Broad US Dollar Sukuk Index measures the performance of global Islamic fixed income securities, also known as sukuk. The index covers US Dollar-denominated sukuk that are Shariah-compliant and issued in the global markets. Screening of the Shariah compliance of global Sukuk is based on the methodology of IdealRatings.

INDEX PROFILE

Description	# of Issues	Par Amount*	Market Value*	Market Weight (%)	Average Coupon (%)	Average Life (Years)	Yield to Maturity (%)	Effective Duration	OAS (bps)
Broad USD Sukuk	190	184.97	183.98	100.00	4.81	5.35	5.38	4.17	163
Investment-Grade	118	126.23	124.95	67.92	4.43	6.16	4.96	4.69	122
High-Yield	29	27.94	28.28	15.37	6.54	3.41	7.00	2.89	324
Not-Rated	43	30.80	30.75	16.71	4.81	3.77	5.59	3.22	184
1-3 Years	53	51.68	51.19	27.82	4.27	1.89	5.61	1.76	182
3-5 Years	71	65.09	65.89	35.81	5.27	4.05	5.28	3.51	159
5-7 Years	28	30.25	29.09	15.81	4.27	5.66	5.28	4.85	157
7-10 Years	27	29.10	29.61	16.10	5.29	8.79	5.24	6.83	145
10+ Years	11	8.85	8.20	4.45	4.89	22.72	5.61	12.40	172
Sovereign Guaranteed	28	47.65	47.46	25.80	4.87	4.60	5.29	3.82	156
Government Sponsored	39	37.20	36.52	19.85	4.59	7.43	5.14	5.11	137
Regional Government	10	8.80	8.54	4.64	4.22	5.66	5.45	4.63	167
Corporate	113	91.31	91.46	49.71	4.93	4.86	5.52	3.93	177

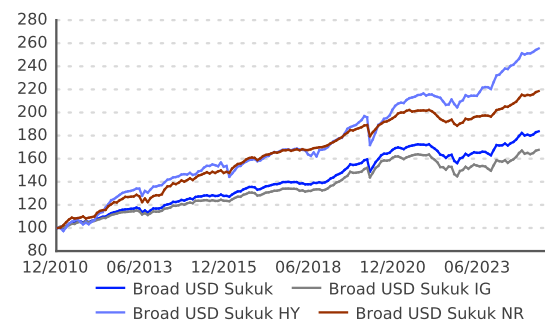
* In USD billions

SECTOR AND QUALITY COMPOSITION (Market Weight %)



Index Quality: Index quality is defined to be the rating assigned by Standard and Poor's Financial Services LLC ("S&P") when it exists. If a bond is not rated by S&P but it is rated by Moody's Investor Service, Inc ("Moody's"), the S&P equivalent of the Moody's rating is assigned. If a bond is split-rated, that is rated investment grade by S&P or Moody's and high yield by the other, index quality is taken to be S&P equivalent of the investment grade rating.

HISTORICAL INDEX LEVEL (Unhedged)



	Return*	Standard Deviation*
Broad USD Sukuk	4.36	3.72
Broad USD Sukuk IG	3.69	3.84
Broad USD Sukuk HY	6.80	5.82
Broad USD Sukuk NR	5.64	3.62

* Annualized Since Base Date (in %)

TOP 10 ISSUERS (By Market Weight)

Description	# of Issues	Par Amount*	Market Value*	Market Weight (%)	Average Coupon (%)	Average Life (Years)	Yield to Maturity (%)	Effective Duration	OAS (bps)
SAUDI ARABIA, KINGDOM OF	10	24.50	24.34	13.23	4.19	4.80	4.73	4.09	100
PERUSAHAAN PENERBIT SBSN INDOIII	18	20.10	19.56	10.63	4.32	7.90	4.96	5.20	120
HAZINE MUSTESARLIGI VARLIK KIRAL	4	10.50	10.80	5.87	6.87	2.95	6.48	2.52	271
SAUDI ELECTRICITY SUKUK PROGRAMME CO	6	7.65	7.73	4.20	5.23	11.36	5.23	7.33	146
SA GLOBAL SUKUK LTD	4	8.00	7.61	4.14	3.10	5.26	4.89	4.46	111
SHARJAH SUKUK PROGRAMME LTD	9	7.80	7.53	4.09	4.12	5.11	5.52	4.22	175
SUCI SECOND INVESTMENT COMPANY	4	7.00	7.28	3.95	5.46	4.90	4.96	4.10	124
BAHRAIN, KINGDOM OF (GOVERNMENT)	7	6.60	6.58	3.58	5.18	4.55	5.87	3.85	215
DUBAI ISLAMIC BANK PJSC	5	4.50	4.50	2.45	4.04	2.65	4.81	2.43	105
UNITED ARAB EMIRATES GOVT OF	4	4.00	3.97	2.16	4.71	5.72	5.05	4.79	133

* In USD billions

DESIGN CRITERIA AND CALCULATION METHODOLOGY

Coupon:	Fixed-rate, fixed-to-floating rate and fixed-rate Sukuk that step up according to a predetermined schedule.
Currency:	USD
Minimum Maturity:	At least one year
Minimum Size Outstanding:	USD 200 million
Minimum Quality:	Investment-grade, high-yield, and non-rated sukuk and excludes defaulted sukuk. Credit quality is assessed using ratings assigned by S&P and Moody's.
Security Type:	Securities classified as shariah compliant Sukuk based on IdealRatings shariah compliance screening methodology. Private placements and fixed-rate perpetual bonds are excluded.
Weighting:	Market capitalization
Rebalancing:	Once a month at month end
Fixing Date:	Each month, the upcoming month's index constituents are "fixed" on the profile fixing date. Each year's scheduled fixing dates are published on the website. New Sukuk must be issued at least 2 business days prior to the profile fixing date in order to be screened by IdealRatings, and therefore eligible for inclusion.
Reinvestment of cash flows:	Intra-month cash flows from interest and principal payments are not reinvested as part of monthly index total return calculations.
Pricing:	LSEG Pricing Service
Calculation Frequency:	Daily
Settlement Date:	Monthly – Settlement is on the last calendar day of the month. Daily – Same day settlement except if the last business day of the month is not the last calendar day of the month; then, settlement is on the last calendar day of the month.
Base Date:	December 31, 2010

VENDOR CODES

SBKBU FTSE IdealRatings Broad US Dollar Sukuk Index

© 2025 London Stock Exchange Group plc and its applicable group undertakings (the "LSE Group"). The LSE Group includes (1) FTSE International Limited ("FTSE"), (2) Frank Russell Company ("Russell"), (3) FTSE Global Debt Capital Markets Inc. and FTSE Global Debt Capital Markets Limited (together, "FTSE Canada"), (4) MTSNext Limited ("MTSNext"), (5) Mergent, Inc. ("Mergent"), (6) FTSE Fixed Income LLC ("FTSE FI"), (7) The Yield Book Inc. ("YB"), and (8) Beyond Ratings S.A.S. ("BR"). All rights reserved.

The FTSE Fixed Income Indices are calculated by or on behalf of FTSE Fixed Income LLC or its affiliate, agent or partner. FTSE International Limited is authorized and regulated by the Financial Conduct Authority as a benchmark administrator. FTSE Russell® is a trading name of FTSE, Russell, FTSE Canada, MTSNext, Mergent, FTSE FI, YB, and BR. "FTSE®", "Russell®", "FTSE Russell®", "MTS®", "FTSE4Good®", "ICB®", "Mergent®", "WorldBIG®", "USBIG®", "EuroBIG®", "AusBIG®", "The Yield Book®", Beyond Ratings®, and all other trademarks and service marks used herein (whether registered or unregistered) are trademarks and/or service marks owned or licensed by the applicable member of the LSE Group or their respective licensors and are owned, or used under license, by FTSE, Russell, MTSNext, FTSE Canada, Mergent, FTSE FI, YB, or BR.

All information is provided for information purposes only. All information and data contained in this publication is obtained by the LSE Group, from sources believed by it to be accurate and reliable. Because of the possibility of human and mechanical error as well as other factors, however, such information and data is provided "as is" without warranty of any kind. No member of the LSE Group nor their respective directors, officers, employees, partners or licensors make any claim, prediction, warranty or representation whatsoever, expressly or impliedly, either as to the accuracy, timeliness, completeness, merchantability of any information or of results to be obtained from the use of the FTSE Russell Indices or the fitness or suitability of the FTSE Russell Indices for any particular purpose to which they might be put. Any representation of historical data accessible through FTSE Russell Indices is provided for information purposes only and is not a reliable indicator of future performance.

No responsibility or liability can be accepted by any member of the LSE Group nor their respective directors, officers, employees, partners or licensors for (a) any loss or damage in whole or in part caused by, resulting from, or relating to any error (negligent or otherwise) or other circumstance involved in procuring, collecting, compiling, interpreting, analyzing, editing, transcribing, transmitting, communicating or delivering any such information or data or from use of this document or links to this document or (b) any direct, indirect, special, consequential or incidental damages whatsoever, even if any member of the LSE Group is advised in advance of the possibility of such damages, resulting from the use of, or inability to use, such information. No member of the LSE Group nor their respective directors, officers, employees, partners or licensors provide investment advice and nothing contained in this document or accessible through FTSE Russell Indices, including statistical data and industry reports, should be taken as constituting financial or investment advice or a financial promotion.

Past performance is no guarantee of future results. Charts and graphs are provided for illustrative purposes only. Index returns shown may not represent the results of the actual trading of investable assets. Certain returns shown may reflect back-tested performance. All performance presented prior to the index inception date is back-tested performance. Back-tested performance is not actual performance, but is hypothetical. The back-test calculations are based on the same methodology that was in effect when the index was officially launched. However, back-tested data may reflect the application of the index methodology with the benefit of hindsight, and the historic calculations of an index may change from month to month based on revisions to the underlying economic data used in the calculation of the index.

No part of this information may be reproduced, stored in a retrieval system or transmitted in any form or by any means, electronic, mechanical, photocopying, recording or otherwise, without prior written permission of the applicable member of the LSE Group. Use and distribution of the LSE Group data requires a license from FTSE, Russell, FTSE Canada, MTSNext, Mergent, FTSE FI, YB, BR, and/or their respective licensors.