

FTSE US Broad Investment-Grade Social Impact Bond Index

Multi-Sector | US Dollar

The FTSE US Broad Investment-Grade Social Impact Bond Index (USBIG Social Impact) constituents are selected from the FTSE US Broad Investment-Grade Bond Index (USBIG), screened in accordance with the transparent and defined social bond criteria.

The USBIG Social Impact leverages LSEG Reference Data Services to identify underlying bonds that are in compliance with corresponding international guidelines. Specifically, LSEG Reference Data Services identifies eligible Social and Sustainability Bonds that are in line with the core components of International Capital Markets Association (ICMA) Social Bond Principles (SBP).

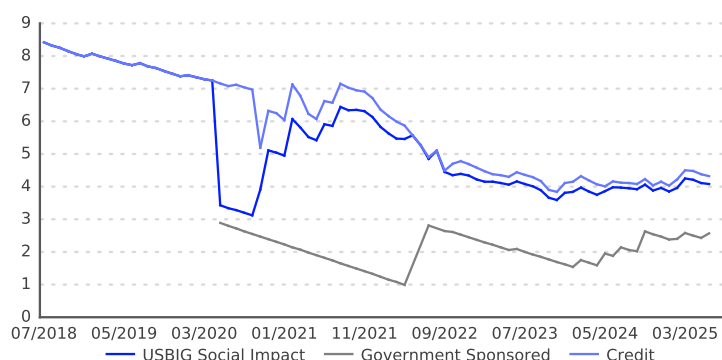
The USBIG Social Impact is a multi-sector social bond benchmark of investment-grade, US Dollar denominated debt issued by US Treasury, government-sponsored, and corporations.

INDEX PROFILE

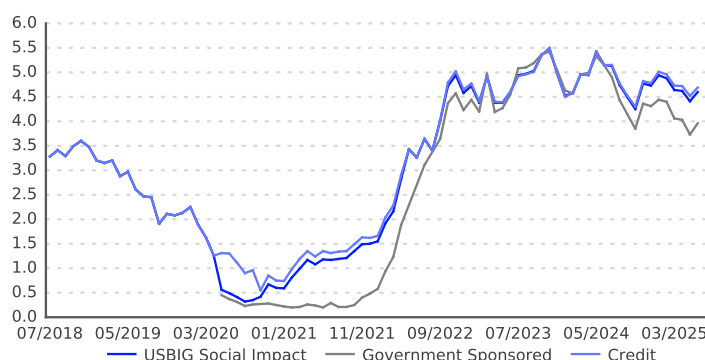
Description	# of Issues	Par Amount*	Market Value*	Market Weight (%)	Average Coupon (%)	Average Life (Years)	Yield to Maturity (%)	Effective Duration	OAS (bps)
USBIG Social Impact	38	63.65	60.32	100.00	3.71	6.33	4.60	4.08	52
AAA	15	19.60	19.33	32.04	4.06	5.35	4.10	3.43	13
AA	13	28.60	27.11	44.94	2.96	3.53	4.28	3.17	27
A	7	11.05	9.60	15.92	3.51	10.81	4.95	6.10	67
BBB	3	4.40	4.29	7.10	7.53	17.66	8.06	8.24	353
1-3 Years	16	28.70	28.82	47.77	3.91	1.97	4.18	1.85	22
3-5 Years	10	12.30	12.57	20.83	4.38	4.07	4.19	3.64	26
5-7 Years	4	11.60	9.96	16.51	1.51	5.87	4.38	5.47	31
7-10 Years	1	2.25	1.90	3.15	2.55	8.16	5.04	7.13	76
10+ Years	7	8.80	7.08	11.74	5.33	23.87	7.18	11.16	245
Government Sponsored	5	8.00	8.09	13.41	4.06	2.79	3.96	2.57	4
Credit	33	55.65	52.23	86.59	3.66	6.84	4.69	4.32	59

* In USD billions

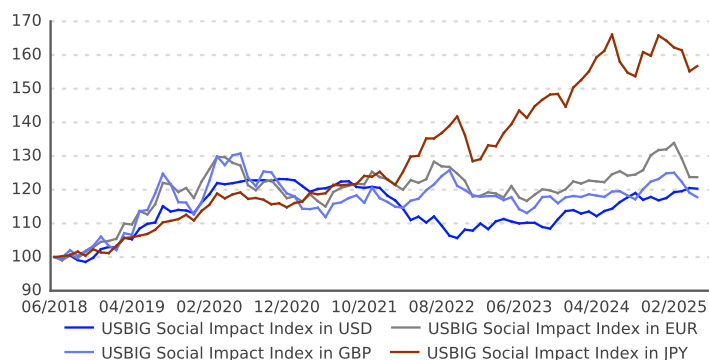
HISTORICAL EFFECTIVE DURATION



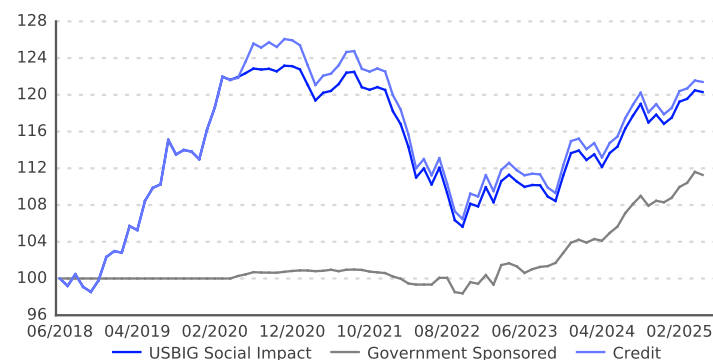
HISTORICAL YIELD TO MATURITY



HISTORICAL INDEX LEVEL (By Currency)



HISTORICAL INDEX LEVEL (By Sector, in USD)



	Return*	Standard Deviation*		Return*	Standard Deviation*
USBIG Social Impact Index in USD	2.71	4.90	USBIG Social Impact	2.71	4.90
USBIG Social Impact Index in EUR	3.13	6.94	Government Sponsored	2.24	2.15
USBIG Social Impact Index in GBP	2.39	8.21	Credit	2.84	5.16
USBIG Social Impact Index in JPY	6.71	6.76			

* Annualized Since Inception (in %)

* in USD, Annualized Since Inception (in %)

ANNUALIZED RETURNS (in %)

	USD	EUR		GBP		JPY	
	Unhedged	Unhedged	Hedged	Unhedged	Hedged	Unhedged	Hedged
YTD*	2.95	-6.10	2.16	-4.39	2.97	-5.48	1.13
1 Year	5.84	1.21	3.92	-0.08	5.61	-2.82	0.53
3 Years	2.42	0.45	0.28	0.13	1.75	6.41	-2.83
5 Years	-0.27	-0.68	-1.94	-1.99	-0.78	5.73	-3.64

* Not annualized

DESIGN CRITERIA AND CALCULATION METHODOLOGY

Weighting:	Market capitalization
Universe:	FTSE US Broad Investment-Grade Bond Index
Social Bond Eligibility:	LSEG Reference Data Services identifies eligible Social Bonds that are in line with International Capital Markets Association (ICMA) Social Bond Principles (SBP) and its proceeds are specifically earmarked for projects that have social benefit
Minimum Maturity:	At least one year
Minimum Quality:	BBB- by S&P or Baa3 by Moody's
Pricing:	LSEG Pricing Service
Rebalancing:	Once a month at month end
Calculation Frequency:	Daily
Settlement Date:	Monthly – Settlement is on the last calendar day of the month. Daily – Same day settlement except if the last business day of the month is not the last calendar day of the month; then, settlement is on the last calendar day of the month.
Fixing Date:	Each month, the upcoming month's index constituents are "fixed" on the profile fixing date. Each year's scheduled fixing dates are published on the website.
Base Date:	June 30, 2018

VENDOR CODES

SBUSIU FTSE US Broad Investment-Grade Social Impact Bond Index, in USD terms

© 2025 London Stock Exchange Group plc and its applicable group undertakings (the "LSE Group"). The LSE Group includes (1) FTSE International Limited ("FTSE"), (2) Frank Russell Company ("Russell"), (3) FTSE Global Debt Capital Markets Inc. and FTSE Global Debt Capital Markets Limited (together, "FTSE Canada"), (4) MTSNext Limited ("MTSNext"), (5) Mergent, Inc. ("Mergent"), (6) FTSE Fixed Income LLC ("FTSE FI"), (7) The Yield Book Inc. ("YB"), and (8) Beyond Ratings S.A.S. ("BR"). All rights reserved.

The FTSE Fixed Income Indices are calculated by or on behalf of FTSE Fixed Income LLC or its affiliate, agent or partner. FTSE International Limited is authorized and regulated by the Financial Conduct Authority as a benchmark administrator. FTSE Russell® is a trading name of FTSE, Russell, FTSE Canada, MTSNext, Mergent, FTSE FI, YB, and BR. "FTSE®", "Russell®", "FTSE Russell®", "MTS®", "FTSE4Good®", "ICB®", "Mergent®", "WorldBIG®", "USBIG®", "EuroBIG®", "AusBIG®", "The Yield Book®", Beyond Ratings®, and all other trademarks and service marks used herein (whether registered or unregistered) are trademarks and/or service marks owned or licensed by the applicable member of the LSE Group or their respective licensors and are owned, or used under license, by FTSE, Russell, MTSNext, FTSE Canada, Mergent, FTSE FI, YB, or BR.

All information is provided for information purposes only. All information and data contained in this publication is obtained by the LSE Group, from sources believed by it to be accurate and reliable. Because of the possibility of human and mechanical error as well as other factors, however, such information and data is provided "as is" without warranty of any kind. No member of the LSE Group nor their respective directors, officers, employees, partners or licensors make any claim, prediction, warranty or representation whatsoever, expressly or impliedly, either as to the accuracy, timeliness, completeness, merchantability of any information or of results to be obtained from the use of the FTSE Russell Indices or the fitness or suitability of the FTSE Russell Indices for any particular purpose to which they might be put. Any representation of historical data accessible through FTSE Russell Indices is provided for information purposes only and is not a reliable indicator of future performance.

No responsibility or liability can be accepted by any member of the LSE Group nor their respective directors, officers, employees, partners or licensors for (a) any loss or damage in whole or in part caused by, resulting from, or relating to any error (negligent or otherwise) or other circumstance involved in procuring, collecting, compiling, interpreting, analyzing, editing, transcribing, transmitting, communicating or delivering any such information or data or from use of this document or links to this document or (b) any direct, indirect, special, consequential or incidental damages whatsoever, even if any member of the LSE Group is advised in advance of the possibility of such damages, resulting from the use of, or inability to use, such information. No member of the LSE Group nor their respective directors, officers, employees, partners or licensors provide investment advice and nothing contained in this document or accessible through FTSE Russell Indices, including statistical data and industry reports, should be taken as constituting financial or investment advice or a financial promotion.

Past performance is no guarantee of future results. Charts and graphs are provided for illustrative purposes only. Index returns shown may not represent the results of the actual trading of investable assets. Certain returns shown may reflect back-tested performance. All performance presented prior to the index inception date is back-tested performance. Back-tested performance is not actual performance, but is hypothetical. The back-test calculations are based on the same methodology that was in effect when the index was officially launched. However, back-tested data may reflect the application of the index methodology with the benefit of hindsight, and the historic calculations of an index may change from month to month based on revisions to the underlying economic data used in the calculation of the index.

No part of this information may be reproduced, stored in a retrieval system or transmitted in any form or by any means, electronic, mechanical, photocopying, recording or otherwise, without prior written permission of the applicable member of the LSE Group. Use and distribution of the LSE Group data requires a license from FTSE, Russell, FTSE Canada, MTSNext, Mergent, FTSE FI, YB, BR, and/or their respective licensors.