

FTSE EMU Government Bond 0+ Years Index

Sovereign | Euro

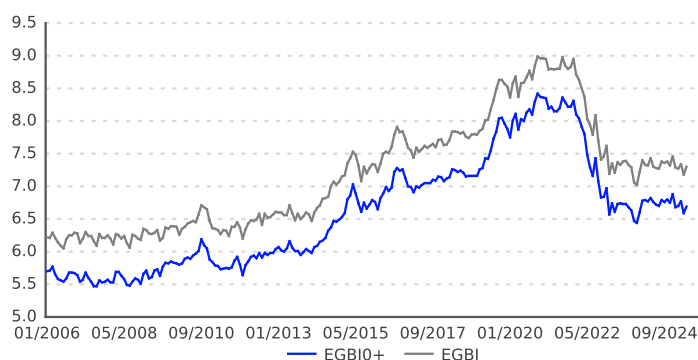
The FTSE EMU Government Bond 0+ Years Index (EGBI0+) tracks the universe of securities that meet the eligibility criteria for the flagship FTSE EMU Government Bond Index (EGBI) through to maturity. The EGBI measures the performance of fixed-rate, local currency, investment-grade sovereign bonds. It consists of the EMU-participating countries that meet specific entry criteria of the FTSE World Government Bond Index (WGBI). Sub-indices are available in any combination of country, maturity, and rating.

INDEX PROFILE

Description	# of Issues	Par Amount*	Market Value*	Market Weight (%)	Average Coupon (%)	Average Life (Years)	Yield to Maturity (%)	Effective Duration	OAS (bps)
EGBI0+	449	8,746.36	8,385.19	100.00	2.14	8.86	2.56	6.69	20
1-3 Months	7	122.13	123.02	1.47	1.28	0.14	2.20	0.14	13
3-6 Months	10	182.55	185.26	2.21	2.48	0.38	2.07	0.38	7
6-9 Months	8	166.18	167.71	2.00	2.12	0.61	1.97	0.59	4
9-12 Months	13	288.89	289.05	3.45	1.69	0.87	1.86	0.86	1
1-3 Years	77	1,624.13	1,634.84	19.50	1.76	1.99	1.86	1.93	7
3-5 Years	68	1,499.43	1,503.21	17.93	2.03	3.97	2.16	3.78	16
5-7 Years	51	1,079.39	1,021.74	12.19	1.42	5.89	2.50	5.58	25
7-10 Years	61	1,331.38	1,353.85	16.15	2.88	8.43	2.84	7.47	26
10+ Years	154	2,452.27	2,106.51	25.12	2.45	20.51	3.43	14.71	33
Austria	33	332.44	304.66	3.63	1.82	13.03	2.52	7.90	10
Belgium	36	455.60	428.07	5.11	2.15	11.14	2.72	8.04	22
Finland	27	156.49	142.81	1.70	1.49	8.72	2.53	7.02	15
France	56	2,154.87	2,013.62	24.01	1.95	9.46	2.66	7.02	29
Germany	74	1,740.25	1,666.51	19.87	1.61	8.22	2.13	6.62	-20
Ireland	18	132.99	120.73	1.44	1.24	9.48	2.47	7.80	3
Italy	104	1,945.55	1,940.01	23.14	2.98	7.74	2.80	5.80	49
Netherlands	25	389.06	363.60	4.34	1.44	9.48	2.36	7.69	-8
Spain	57	1,279.97	1,251.74	14.93	2.36	8.33	2.62	6.37	27
Portugal	20	170.68	165.21	1.97	2.30	8.02	2.50	6.48	14

* In EUR billions

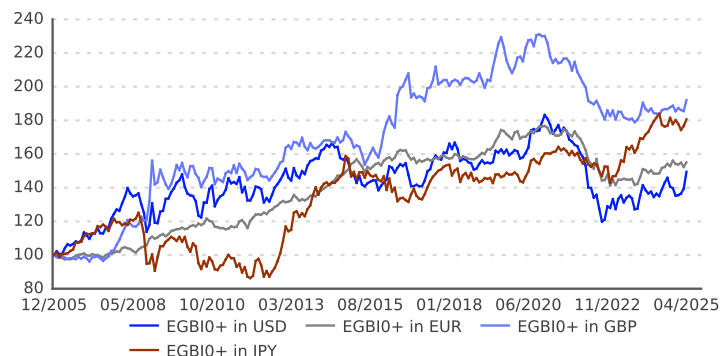
HISTORICAL EFFECTIVE DURATION



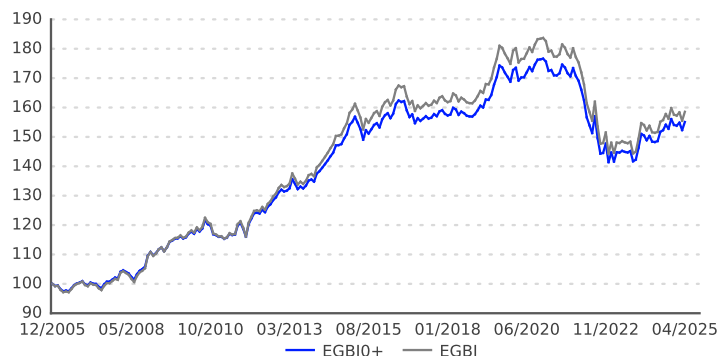
HISTORICAL YIELD TO MATURITY



HISTORICAL INDEX LEVEL (By Currency)



HISTORICAL INDEX LEVEL (in EUR)



	Return*	Standard Deviation*
EGBI0+ in USD	2.10	10.29
EGBI0+ in EUR	2.30	4.55
EGBI0+ in GBP	3.43	9.24
EGBI0+ in JPY	3.11	10.94

* Annualized Since Inception (in %)

	Return*	Standard Deviation*
EGBI0+	2.30	4.55
EGBI	2.41	4.98

* in EUR, Annualized Since Inception (in %)

ANNUALIZED RETURNS (in %)

	EUR	USD		GBP		JPY	
	Unhedged	Unhedged	Hedged	Unhedged	Hedged	Unhedged	Hedged
YTD*	0.65	10.49	1.23	3.60	1.27	0.28	-0.22
1 Year	4.51	11.10	6.27	4.15	6.10	0.71	0.82
3 Years	-0.34	2.18	1.69	0.09	1.00	5.50	-3.42
5 Years	-1.84	-1.11	-0.27	-2.24	-0.77	4.75	-3.57

* Not annualized

DESIGN CRITERIA AND CALCULATION METHODOLOGY

EUR	
Minimum Maturity:	At least one month
Minimum Market Size:	Entry: At least USD 50 billion, EUR 40 billion, JPY 5 trillion. Exit: Below USD 25 billion, EUR 20 billion, JPY 2.5 trillion.
Minimum Issue Size:	EUR 2.5 billion
Minimum Quality:	Entry: A- by S&P and A3 by Moody's. Exit: Below BBB- by S&P and below Baa3 by Moody's.
Market Accessibility Level:	Minimum level of 2. For further details on calibration of Market Accessibility Levels, please see Fixed Income Country Classification LSEG
Weighting:	Market capitalization
Rebalancing:	Once a month at month end
Reinvestment of cash flows:	Intra-month cash flows from interest and principal payments are not reinvested as part of monthly index total return calculations.
Pricing:	Tradeweb FTSE Euro Government Benchmark Closing Prices
Calculation Frequency:	Daily
Settlement Date:	Monthly – Settlement is on the last calendar day of the month. Daily – Same day settlement except if the last business day of the month is not the last calendar day of the month; then, settlement is on the last calendar day of the month.
Base Date:	December 31, 2005

VENDOR CODES

SBEGZL FTSE EMU Government Bond 0+ Years Index, in EUR terms

© 2025 London Stock Exchange Group plc and its applicable group undertakings (the "LSE Group"). The LSE Group includes (1) FTSE International Limited ("FTSE"), (2) Frank Russell Company ("Russell"), (3) FTSE Global Debt Capital Markets Inc. and FTSE Global Debt Capital Markets Limited (together, "FTSE Canada"), (4) MTSNext Limited ("MTSNext"), (5) Mergent, Inc. ("Mergent"), (6) FTSE Fixed Income LLC ("FTSE FI"), (7) The Yield Book Inc. ("YB"), and (8) Beyond Ratings S.A.S. ("BR"). All rights reserved.

The FTSE Fixed Income Indices are calculated by or on behalf of FTSE Fixed Income LLC or its affiliate, agent or partner. FTSE International Limited is authorized and regulated by the Financial Conduct Authority as a benchmark administrator. FTSE Russell® is a trading name of FTSE, Russell, FTSE Canada, MTSNext, Mergent, FTSE FI, YB, and BR. "FTSE®", "Russell®", "FTSE Russell®", "MTS®", "FTSE4Good®", "ICB®", "Mergent®", "WorldBIG®", "USBIG®", "EuroBIG®", "AusBIG®", "The Yield Book®", Beyond Ratings®, and all other trademarks and service marks used herein (whether registered or unregistered) are trademarks and/or service marks owned or licensed by the applicable member of the LSE Group or their respective licensors and are owned, or used under license, by FTSE, Russell, MTSNext, FTSE Canada, Mergent, FTSE FI, YB, or BR.

All information is provided for information purposes only. All information and data contained in this publication is obtained by the LSE Group, from sources believed by it to be accurate and reliable. Because of the possibility of human and mechanical error as well as other factors, however, such information and data is provided "as is" without warranty of any kind. No member of the LSE Group nor their respective directors, officers, employees, partners or licensors make any claim, prediction, warranty or representation whatsoever, expressly or impliedly, either as to the accuracy, timeliness, completeness, merchantability of any information or of results to be obtained from the use of the FTSE Russell Indices or the fitness or suitability of the FTSE Russell Indices for any particular purpose to which they might be put. Any representation of historical data accessible through FTSE Russell Indices is provided for information purposes only and is not a reliable indicator of future performance.

No responsibility or liability can be accepted by any member of the LSE Group nor their respective directors, officers, employees, partners or licensors for (a) any loss or damage in whole or in part caused by, resulting from, or relating to any error (negligent or otherwise) or other circumstance involved in procuring, collecting, compiling, interpreting, analyzing, editing, transcribing, transmitting, communicating or delivering any such information or data or from use of this document or links to this document or (b) any direct, indirect, special, consequential or incidental damages whatsoever, even if any member of the LSE Group is advised in advance of the possibility of such damages, resulting from the use of, or inability to use, such information. No member of the LSE Group nor their respective directors, officers, employees, partners or licensors provide investment advice and nothing contained in this document or accessible through FTSE Russell Indices, including statistical data and industry reports, should be taken as constituting financial or investment advice or a financial promotion.

Past performance is no guarantee of future results. Charts and graphs are provided for illustrative purposes only. Index returns shown may not represent the results of the actual trading of investable assets. Certain returns shown may reflect back-tested performance. All performance presented prior to the index inception date is back-tested performance. Back-tested performance is not actual performance, but is hypothetical. The back-test calculations are based on the same methodology that was in effect when the index was officially launched. However, back-tested data may reflect the application of the index methodology with the benefit of hindsight, and the historic calculations of an index may change from month to month based on revisions to the underlying economic data used in the calculation of the index.

No part of this information may be reproduced, stored in a retrieval system or transmitted in any form or by any means, electronic, mechanical, photocopying, recording or otherwise, without prior written permission of the applicable member of the LSE Group. Use and distribution of the LSE Group data requires a license from FTSE, Russell, FTSE Canada, MTSNext, Mergent, FTSE FI, YB, BR, and/or their respective licensors.