

# FTSE World Broad Investment-Grade Choice Bond Index

Multi-Sector | Multi-Currency

The FTSE World Broad Investment-Grade Choice Bond Index (WorldBIG Choice) provides a broad-based measure of the global fixed income markets with a rules-based methodology for defining how the products and conduct of a company impact society and the environment. The index covers a broad array of sectors and sub-indices are available in any combination of currency, maturity, and rating.

The WorldBIG Choice measures the performance of the FTSE World Broad Investment-Grade Bond Index (WorldBIG) after excluding issuers involved in Vice Products (Adult Entertainment, Alcohol, Cannabis, Gambling, Tobacco), Non-Renewable Energy (Nuclear Power, Fossil Fuels), and Weapons (Controversial Weapons, Conventional Weapons, Small Arms). Issuers are also excluded based on Controversial Conduct.

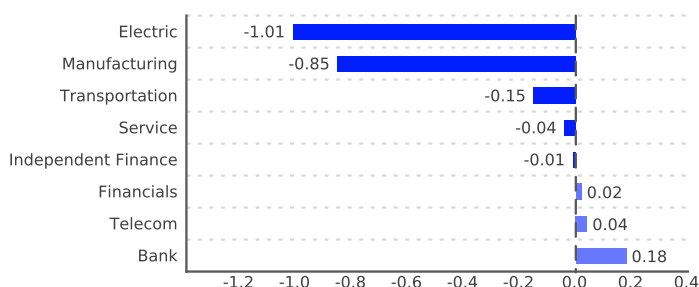
## INDEX PROFILE

Description	# of Issues	Par Amount*	Market Value*	Market Weight (%)	Average Coupon (%)	Average Life (Years)	Yield to Maturity (%)	Effective Duration	OAS (bps)
<b>WorldBIG Choice</b>	<b>13,558</b>	<b>55,533.89</b>	<b>52,335.00</b>	<b>100.00</b>	<b>2.86</b>	<b>8.89</b>	<b>3.60</b>	<b>6.52</b>	<b>30</b>
AAA	2,045	6,174.68	5,905.89	11.28	2.06	7.65	2.71	6.19	3
AA	2,373	29,982.24	27,612.17	52.76	2.96	8.90	4.05	6.32	17
A	4,334	12,527.12	12,201.71	23.31	2.46	9.55	2.61	7.45	30
BBB	4,806	6,849.85	6,615.23	12.64	3.88	8.78	4.35	5.92	107
1-3 Years	3,658	12,391.51	12,387.81	23.67	2.56	1.96	3.02	1.87	20
3-5 Years	3,101	10,490.84	10,465.60	20.00	2.97	4.00	3.25	3.68	30
5-7 Years	2,028	7,405.55	7,115.44	13.60	2.71	5.99	3.55	5.30	36
7-10 Years	2,007	12,316.53	11,630.21	22.22	3.20	8.43	4.15	7.04	36
10+ Years	2,764	12,929.45	10,735.94	20.51	2.81	21.61	4.04	14.89	32
Government	3,837	38,414.29	36,371.70	69.50	2.59	9.39	3.16	6.91	11
Domestic Sovereign	1,324	33,640.28	31,880.45	60.92	2.58	9.51	3.12	7.01	6
Foreign Sovereign	558	897.99	825.69	1.58	4.21	12.62	5.14	7.33	151
Government Related	1,955	3,876.03	3,665.57	7.00	2.25	7.56	3.06	5.92	26
Collateralized	1,384	8,908.31	8,111.89	15.50	3.23	7.13	4.75	5.59	41
Corporate	8,337	8,211.29	7,851.40	15.00	3.73	8.49	4.43	5.66	105
Finance	3,801	3,985.43	3,912.18	7.48	3.88	6.39	4.37	4.71	112
Industrial	3,866	3,559.93	3,324.13	6.35	3.59	10.20	4.49	6.45	99
Utility	670	665.93	615.09	1.18	3.64	11.93	4.49	7.46	102
<b>WorldBIG</b>	<b>16,847</b>	<b>58,410.30</b>	<b>55,052.01</b>	<b>100.00</b>	<b>2.91</b>	<b>8.98</b>	<b>3.65</b>	<b>6.53</b>	<b>34</b>

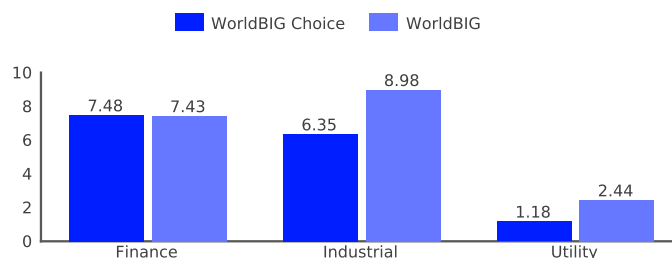
\* In USD billions

## COMPARATIVE ANALYSIS OF MARKET WEIGHT (in %)

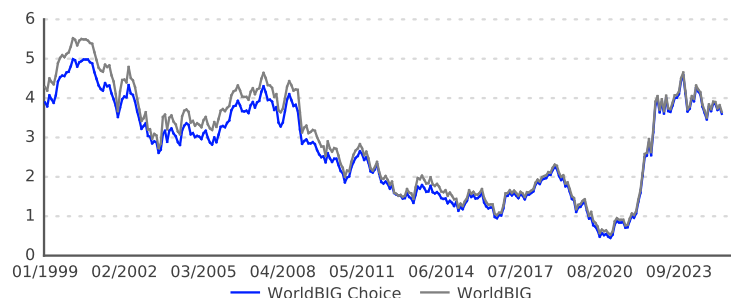
### Top Underweights and Overweights (WorldBIG Choice) - (WorldBIG)



### Corporate - Industry (Market Weight in %)



## HISTORICAL YIELD TO MATURITY



## HISTORICAL INDEX LEVEL (in USD)



## ANNUALIZED RETURNS (in %)

	WorldBIG Choice								WorldBIG							
	USD		EUR		GBP		JPY		USD		EUR		GBP		JPY	
	Unhgd	Hgd	Unhgd	Hgd	Unhgd	Hgd	Unhgd	Hgd	Unhgd	Hgd	Unhgd	Hgd	Unhgd	Hgd	Unhgd	Hgd
YTD*	5.79	2.30	-3.63	1.72	-0.80	2.34	-3.98	0.85	5.74	2.27	-3.68	1.70	-0.85	2.31	-4.03	0.83
1 Year	8.88	7.21	2.42	5.37	2.07	6.97	-1.30	1.70	8.91	7.23	2.44	5.39	2.10	6.99	-1.28	1.72
3 Years	1.27	1.98	-1.22	-0.14	-0.80	1.26	4.57	-3.23	1.39	2.06	-1.10	-0.07	-0.68	1.33	4.69	-3.17
5 Years	-1.54	-0.45	-2.27	-2.10	-2.66	-0.99	4.30	-3.80	-1.39	-0.35	-2.12	-2.00	-2.51	-0.89	4.46	-3.70
Since WorldBIG Choice Inception	2.98	3.78	3.11	2.86	3.84	4.02	3.90	1.22	3.11	3.87	3.24	2.95	3.98	4.10	4.04	1.30

\* Not annualized

## DESIGN CRITERIA AND CALCULATION METHODOLOGY

Universe:	FTSE World Broad Investment-Grade Bond Index
Coupon:	Fixed-rate, including zero-coupon and fixed-to-float bonds
Currency:	AUD, CAD, CNY*, DKK, EUR, GBP, ILS, JPY, MXN, MYR, NOK, NZD, PLN, SEK, SGD, USD
Minimum Maturity:	At least one year Fixed-to-floating rate bonds are removed one year prior to the fixed-to-floating rate start date.
Minimum Issue Size:	Varies by market
Minimum Quality:	BBB- by S&P or Baa3 by Moody's
Exclusionary Screening:	Vice Products (Adult Entertainment, Alcohol, Cannabis, Gambling, Tobacco), Non-Renewable Energy (Fossil Fuels, Nuclear Power), Weapons (Controversial Weapons, Conventional Weapons, Small Arms), and Controversial Conduct
Weighting:	Market capitalization
Rebalancing:	Once a month at month end
Reinvestment of cash flows:	Intra-month cash flows from interest and principal payments are not reinvested as part of monthly index total return calculations.
Pricing**:	LSEG Pricing Service for the WGBI portion of the index except for: <ul style="list-style-type: none"> <li>UK Government Bonds (Tradeweb FTSE UK Gilt Benchmark Closing Prices)</li> <li>EMU Government Bonds (Tradeweb FTSE Euro Government Benchmark Closing Prices)</li> <li>US Government Bonds (Tradeweb FTSE US Treasury Benchmark Closing Prices)</li> <li>Israel (provided by Tel Aviv Stock Exchange)</li> <li>Mexico (provided by Proveedor Integral de Precios S.A. de C.V.)</li> <li>Poland (provided by BondSpot)</li> <li>Singapore (provided by the Monetary Authority of Singapore)</li> </ul> LSEG Pricing Service for the non-WGBI portion of the index
Calculation Frequency:	Daily
Settlement Date:	Monthly – Settlement is on the last calendar day of the month. Daily – Same day settlement except if the last business day of the month is not the last calendar day of the month; then, settlement is on the last calendar day of the month.
Base Date:	December 31, 1998

\* China inclusion commenced with the November 2021 profiles and will be phased in over a 36-month period.

\*\* Price Adjustments for Mortgages: Carry-adjusted to reflect the difference between index settlement dates and standard PSA settlement dates.

VENDOR CODES

SBWCU	FTSE World Broad Investment-Grade Choice Bond Index, in USD terms
SBWCUC	FTSE World Broad Investment-Grade Choice Bond Index, currency-hedged in USD terms
SBWCE	FTSE World Broad Investment-Grade Choice Bond Index, in EUR terms
SBWCEC	FTSE World Broad Investment-Grade Choice Bond Index, currency-hedged in EUR terms

© 2025 London Stock Exchange Group plc and its applicable group undertakings (the "LSE Group"). The LSE Group includes (1) FTSE International Limited ("FTSE"), (2) Frank Russell Company ("Russell"), (3) FTSE Global Debt Capital Markets Inc. and FTSE Global Debt Capital Markets Limited (together, "FTSE Canada"), (4) MTSNext Limited ("MTSNext"), (5) Mergent, Inc. ("Mergent"), (6) FTSE Fixed Income LLC ("FTSE FI"), (7) The Yield Book Inc. ("YB"), and (8) Beyond Ratings S.A.S. ("BR"). All rights reserved.

The FTSE Fixed Income Indices are calculated by or on behalf of FTSE Fixed Income LLC or its affiliate, agent or partner. FTSE International Limited is authorized and regulated by the Financial Conduct Authority as a benchmark administrator. FTSE Russell® is a trading name of FTSE, Russell, FTSE Canada, MTSNext, Mergent, FTSE FI, YB, and BR. "FTSE®", "Russell®", "FTSE Russell®", "MTS®", "FTSE4Good®", "ICB®", "Mergent®", "WorldBIG®", "USBIG®", "EuroBIG®", "AusBIG®", "The Yield Book®", Beyond Ratings®, and all other trademarks and service marks used herein (whether registered or unregistered) are trademarks and/or service marks owned or licensed by the applicable member of the LSE Group or their respective licensors and are owned, or used under license, by FTSE, Russell, MTSNext, FTSE Canada, Mergent, FTSE FI, YB, or BR.

All information is provided for information purposes only. All information and data contained in this publication is obtained by the LSE Group, from sources believed by it to be accurate and reliable. Because of the possibility of human and mechanical error as well as other factors, however, such information and data is provided "as is" without warranty of any kind. No member of the LSE Group nor their respective directors, officers, employees, partners or licensors make any claim, prediction, warranty or representation whatsoever, expressly or impliedly, either as to the accuracy, timeliness, completeness, merchantability of any information or of results to be obtained from the use of the FTSE Russell Indices or the fitness or suitability of the FTSE Russell Indices for any particular purpose to which they might be put. Any representation of historical data accessible through FTSE Russell Indices is provided for information purposes only and is not a reliable indicator of future performance.

No responsibility or liability can be accepted by any member of the LSE Group nor their respective directors, officers, employees, partners or licensors for (a) any loss or damage in whole or in part caused by, resulting from, or relating to any error (negligent or otherwise) or other circumstance involved in procuring, collecting, compiling, interpreting, analyzing, editing, transcribing, transmitting, communicating or delivering any such information or data or from use of this document or links to this document or (b) any direct, indirect, special, consequential or incidental damages whatsoever, even if any member of the LSE Group is advised in advance of the possibility of such damages, resulting from the use of, or inability to use, such information. No member of the LSE Group nor their respective directors, officers, employees, partners or licensors provide investment advice and nothing contained in this document or accessible through FTSE Russell Indices, including statistical data and industry reports, should be taken as constituting financial or investment advice or a financial promotion.

Past performance is no guarantee of future results. Charts and graphs are provided for illustrative purposes only. Index returns shown may not represent the results of the actual trading of investable assets. Certain returns shown may reflect back-tested performance. All performance presented prior to the index inception date is back-tested performance. Back-tested performance is not actual performance, but is hypothetical. The back-test calculations are based on the same methodology that was in effect when the index was officially launched. However, back-tested data may reflect the application of the index methodology with the benefit of hindsight, and the historic calculations of an index may change from month to month based on revisions to the underlying economic data used in the calculation of the index.

No part of this information may be reproduced, stored in a retrieval system or transmitted in any form or by any means, electronic, mechanical, photocopying, recording or otherwise, without prior written permission of the applicable member of the LSE Group. Use and distribution of the LSE Group data requires a license from FTSE, Russell, FTSE Canada, MTSNext, Mergent, FTSE FI, YB, BR, and/or their respective licensors.