

FTSE Advanced Climate Risk-Adjusted Carry and Roll Down World Government Bond Index

Sovereign | Multi-Currency

FTSE Advanced Climate Risk-Adjusted Carry and Roll Down World Government Bond Index (Advanced Climate CaRD WGBI, also refer to the "Index") seeks to reflect a targeted exposure to the sovereign bonds in the FTSE Advanced Climate Risk-Adjusted World Government Bond Index (Advanced Climate WGBI, the "Base Universe"). The weightings for each security within the Index are determined by an optimization process that aims to maximize the rolling yield return, i.e., Carry (yield) and Roll Down (returns from shortening of bond maturity and positive yield curve roll down) of the Index subject to duration and country weight constraints of the Base Universe.

The FTSE Advanced Climate WGBI measures the performance of fixed-rate, local currency, investment-grade sovereign bonds based on the market capitalization of its index eligible debt in the FTSE World Government Bond Index, as well as by incorporating a tilting methodology that adjusts index weights according to each country's relative climate risk performance, measured across three distinct and quantitative, climate-related pillars: transition risk; physical risk; and resilience.

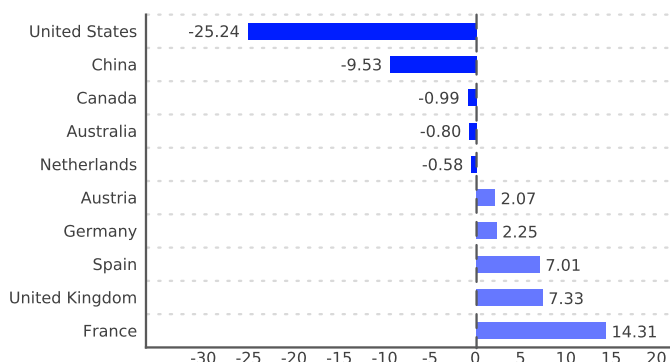
INDEX PROFILE

Description	# of Issues	Par Amount*	Market Value*	Market Weight (%)	Average Coupon (%)	Average Life (Years)	Yield to Maturity (%)	Effective Duration
Advance Climate CaRD WGBI	356	32592.05	31694.24	100.00	2.60	8.67	3.09	7.68
1-3 Years	50	279.55	278.66	0.88	1.03	1.88	1.46	1.85
3-5 Years	16	428.02	431.71	1.36	2.28	3.82	2.24	3.63
5-7 Years	99	7631.75	7269.28	22.94	2.54	5.97	3.57	5.44
7-10 Years	109	17172.16	17235.66	54.38	2.89	8.41	3.01	7.45
10+ Years	82	7080.58	6478.92	20.44	2.04	12.77	2.87	11.30

* In USD billions

COMPARATIVE ANALYSIS OF MARKET WEIGHT (in %)

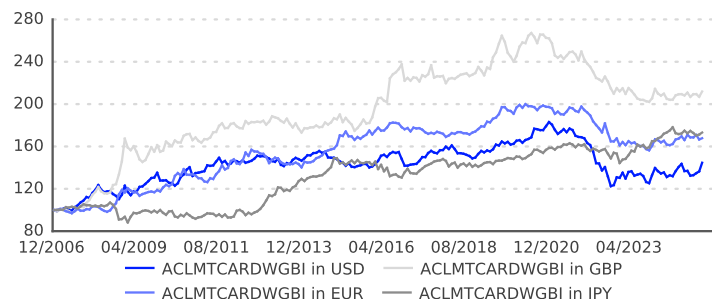
Top Underweights and Overweights (Advanced Climate CaRD WGBI) - (WGBI)



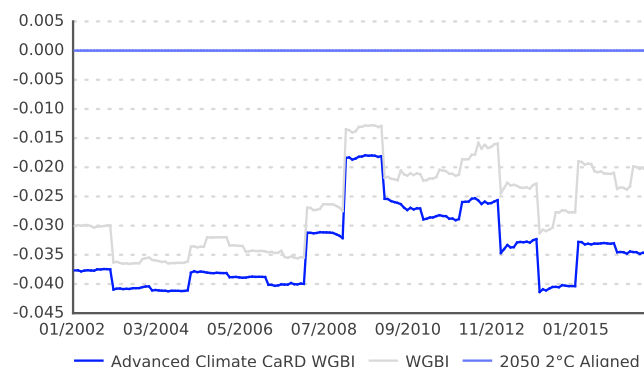
HISTORICAL YIELD TO MATURITY



HISTORICAL INDEX LEVEL (Unhedged)



ALIGNMENT TO 2050 2°C GHG EMISSIONS TARGET



ANNUALIZED RETURNS (in %)

	USD		EUR		JPY		GBP	
	Unhedged	Hedged	Unhedged	Hedged	Unhedged	Hedged	Unhedged	Hedged
YTD*	9.25	2.10	-0.48	1.49	-0.84	0.62	2.44	2.12
1 Year	10.27	6.13	3.72	4.30	-0.05	0.62	3.37	5.89
3 Years	0.10	1.34	-2.36	-0.74	3.36	-3.81	-1.95	0.62
5 Years	-2.72	-0.92	-3.44	-2.51	3.05	-4.22	-3.83	-1.43

* Not annualized

DESIGN CRITERIA AND CALCULATION METHODOLOGY

Coupon:	Fixed-rate
Minimum Maturity:	At least one year
Minimum Credit Quality:	Entry: A- by S&P and A3 by Moody's, for all new markets Exit: Below BBB- by S&P and Baa3 by Moody's
Weighting:	Alternatively weighted. The country weights of base universe are determined by Climate scores and pillars. The final weights of each Index in the Series are determined by performing an optimization process, for details, see Optimization Methodology section in the ground rule.
Country Climate Scores:	Updated annually and applied each September month-end rebalance. The cut-off for input data is September 1 of each year.
Country Climate Score Assessment Cohort:	Local currency sovereign bond markets eligible for the WGBI.
Climate Pillars and Tilt Calibration:	Transition risk: 1; Physical risk: 1; Resilience: 1
Reinvestment of Cash Flow:	Intra-month cash flows from interest and principal payments are not reinvested as part of monthly index total return calculations.
Rebalancing:	Once a month on the last business day of the month
Pricing:	LSEG Pricing Service except for: <ul style="list-style-type: none"> - UK Government Bonds (Tradeweb FTSE UK Gilt Benchmark Closing Prices) - EMU Government Bonds (Tradeweb FTSE Euro Government Benchmark Closing Prices) - US Government Bonds (Tradeweb FTSE US Treasury Benchmark Closing Prices) - Israel (provided by Tel Aviv Stock Exchange) - Mexico (provided by Proveedor Integral de Precios S.A. de C.V.) - Poland (provided by BondSpot) - Singapore (provided by the Monetary Authority of Singapore)
Calculation Frequency:	Daily
Settlement Date:	Monthly – Settlement is on the last calendar day of the month. Daily – Same day settlement except if the last business day of the month is not the last calendar day of the month; then, settlement is on the last calendar day of the month.
Fixing Date:	Each month, the upcoming month's index constituents for the base universe are "fixed" on the profile fixing date. The Index is "fixed" on the profile fixing date as well.
Base Date:	December 31, 2006

VENDOR CODES

SBACCWU	FTSE Advanced Climate Risk-Adjusted Carry and Roll Down World Government Bond Index, currency in USD terms
SBACCWUC	FTSE Advanced Climate Risk-Adjusted Carry and Roll Down World Government Bond Index, currency hedged in USD terms

© 2025 London Stock Exchange Group plc and its applicable group undertakings (the "LSE Group"). The LSE Group includes (1) FTSE International Limited ("FTSE"), (2) Frank Russell Company ("Russell"), (3) FTSE Global Debt Capital Markets Inc. and FTSE Global Debt Capital Markets Limited (together, "FTSE Canada"), (4) MTSNext Limited ("MTSNext"), (5) Mergent, Inc. ("Mergent"), (6) FTSE Fixed Income LLC ("FTSE FI"), (7) The Yield Book Inc. ("YB"), and (8) Beyond Ratings S.A.S. ("BR"). All rights reserved.

The FTSE Fixed Income Indices are calculated by or on behalf of FTSE Fixed Income LLC or its affiliate, agent or partner. FTSE International Limited is authorized and regulated by the Financial Conduct Authority as a benchmark administrator. FTSE Russell® is a trading name of FTSE, Russell, FTSE Canada, MTSNext, Mergent, FTSE FI, YB, and BR. "FTSE®", "Russell®", "FTSE Russell®", "MTS®", "FTSE4Good®", "ICB®", "Mergent®", "WorldBIG®", "USBIG®", "EuroBIG®", "AusBIG®", "The Yield Book®", Beyond Ratings®, and all other trademarks and service marks used herein (whether registered or unregistered) are trademarks and/or service marks owned or licensed by the applicable member of the LSE Group or their respective licensors and are owned, or used under license, by FTSE, Russell, MTSNext, FTSE Canada, Mergent, FTSE FI, YB, or BR.

All information is provided for information purposes only. All information and data contained in this publication is obtained by the LSE Group, from sources believed by it to be accurate and reliable. Because of the possibility of human and mechanical error as well as other factors, however, such information and data is provided "as is" without warranty of any kind. No member of the LSE Group nor their respective directors, officers, employees, partners or licensors make any claim, prediction, warranty or representation whatsoever, expressly or impliedly, either as to the accuracy, timeliness, completeness, merchantability of any information or of results to be obtained from the use of the FTSE Russell Indices or the fitness or suitability of the FTSE Russell Indices for any particular purpose to which they might be put. Any representation of historical data accessible through FTSE Russell Indices is provided for information purposes only and is not a reliable indicator of future performance.

No responsibility or liability can be accepted by any member of the LSE Group nor their respective directors, officers, employees, partners or licensors for (a) any loss or damage in whole or in part caused by, resulting from, or relating to any error (negligent or otherwise) or other circumstance involved in procuring, collecting, compiling, interpreting, analyzing, editing, transcribing, transmitting, communicating or delivering any such information or data or from use of this document or links to this document or (b) any direct, indirect, special, consequential or incidental damages whatsoever, even if any member of the LSE Group is advised in advance of the possibility of such damages, resulting from the use of, or inability to use, such information.

No member of the LSE Group nor their respective directors, officers, employees, partners or licensors provide investment advice and nothing contained in this document or accessible through FTSE Russell Indices, including statistical data and industry reports, should be taken as constituting financial or investment advice or a financial promotion.

Past performance is no guarantee of future results. Charts and graphs are provided for illustrative purposes only. Index returns shown may not represent the results of the actual trading of investable assets. Certain returns shown may reflect back-tested performance. All performance presented prior to the index inception date is back-tested performance. Back-tested performance is not actual performance, but is hypothetical. The back-test calculations are based on the same methodology that was in effect when the index was officially launched. However, back-tested data may reflect the application of the index methodology with the benefit of hindsight, and the historic calculations of an index may change from month to month based on revisions to the underlying economic data used in the calculation of the index.

No part of this information may be reproduced, stored in a retrieval system or transmitted in any form or by any means, electronic, mechanical, photocopying, recording or otherwise, without prior written permission of the applicable member of the LSE Group. Use and distribution of the LSE Group data requires a license from FTSE, Russell, FTSE Canada, MTSNext, Mergent, FTSE FI, YB, BR, and/or their respective licensors.