

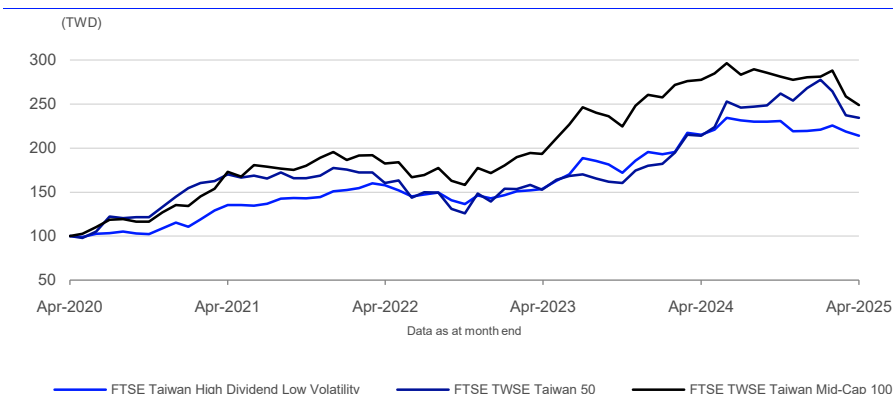
FTSE Taiwan High Dividend Low Volatility Index

Data as at: 30 April 2025

The FTSE High Dividend Low Volatility Index Series is designed to represent the performance of stocks exhibiting characteristics of high dividend yield and low volatility. The constituents of the underlying universe are ranked in descending order by trailing 12 month dividend yield. The top 60 form the index. Constituents are weighted by investable market capitalisation at each annual review.

The FTSE Taiwan High Dividend Low Volatility Index is a market capitalisation weighted index designed to measure the performance of the 40 least-volatile high dividend-yielding stocks within the universe of the FTSE TWSE Taiwan 50 and the FTSE TWSE Mid-Cap 100 Indices with investability adjustments applied. To ensure diversification the weight of each constituent is capped each quarter such that the maximum individual company weight does not exceed 10%.

10-Year Performance - Total Return



Performance and Volatility - Total Return

Index (TWD)	Return %						Return pa %*		Volatility %**		
	3M	6M	YTD	12M	3YR	5YR	3YR	5YR	1YR	3YR	5YR
FTSE Taiwan High Dividend Low Volatility	-3.1	-7.2	-2.4	-0.6	35.7	114.1	10.7	16.4	20.1	15.4	13.1
FTSE TWSE Taiwan 50	-15.6	-10.5	-12.7	9.4	46.2	134.4	13.5	18.6	30.8	23.6	20.3
FTSE TWSE Taiwan Mid-Cap 100	-11.5	-11.4	-11.3	-10.3	36.5	149.1	10.9	20.0	25.8	23.4	17.3

* Compound annual returns measured over 3 and 5 years respectively

** Volatility – 1YR based on 12 months daily data. 3YR based on weekly data (Wednesday to Wednesday). 5YR based on monthly data

Year-on-Year Performance - Total Return

Index % (TWD)	2015	2016	2017	2018	2019	2020	2021	2022	2023	2024
FTSE Taiwan High Dividend Low Volatility	-7.5	18.6	15.9	2.3	9.4	5.5	31.0	-5.3	36.9	12.1
FTSE TWSE Taiwan 50	-5.7	19.1	18.8	-4.4	33.7	32.3	22.4	-21.5	29.3	49.0
FTSE TWSE Taiwan Mid-Cap 100	-15.0	7.3	27.7	-7.5	30.8	28.3	44.4	-12.3	52.1	7.7

FEATURES

Objective

The index is designed for use in the creation of a range of financial products, including index-linked funds, ETFs, and over-the-counter (OTC) products.

Investability

Stocks are free-float weighted to ensure that only the investable opportunity set is included within the index.

Liquidity

Stocks are screened to ensure that the index is tradable.

Transparency

The indexes use a transparent, methodologies-based construction process. Index methodologies are freely available on the FTSE Russell website.

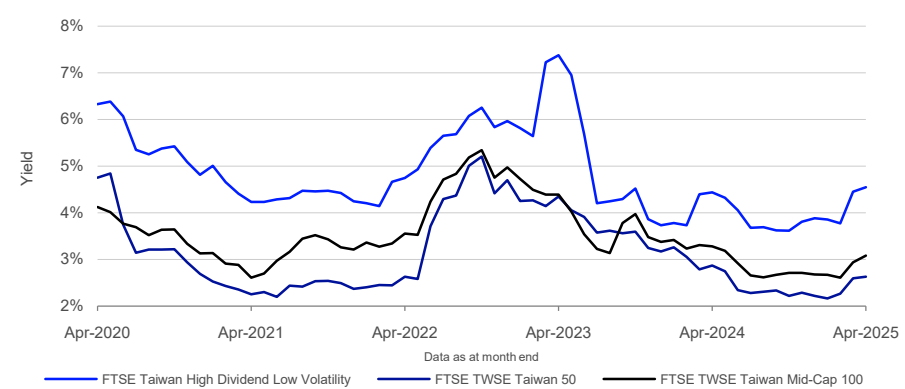
Availability

The index is calculated based on price and total return methodologies.

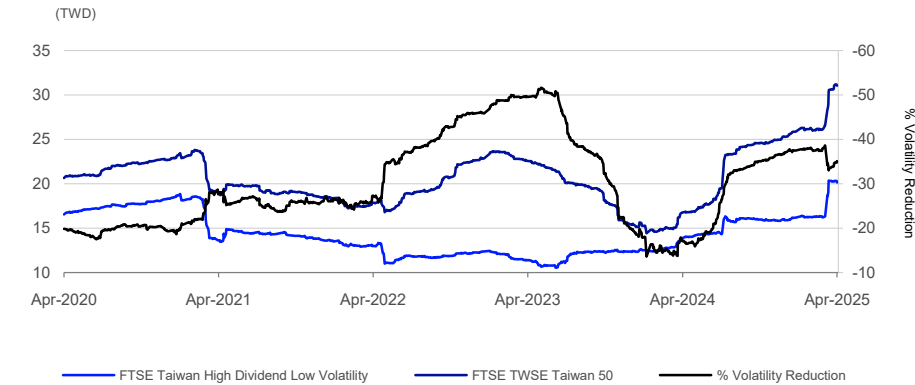
Industry Classification Benchmark (ICB)

Index constituents are categorized in accordance with the Industry Classification Benchmark (ICB), the global standard for industry sector analysis.

Dividend Yield



Annualised Rolling 252 Day Volatility



Return/Risk Ratio and Drawdown - Total Return

Index (TWD)	Return/Risk Ratio				Drawdown (%)			
	1YR	3YR	5YR	10YR	1YR	3YR	5YR	10YR
FTSE Taiwan High Dividend Low Volatility	0.0	0.7	1.3	0.8	-20.4	-20.4	-20.4	-26.4
FTSE TWSE Taiwan 50	0.3	0.6	0.9	0.7	-27.5	-27.5	-34.0	-34.0
FTSE TWSE Taiwan Mid-Cap 100	-0.4	0.5	1.2	0.7	-31.0	-31.0	-31.0	-31.9

Return/Risk Ratio – based on compound annual returns and volatility in Performance and Volatility table
Drawdown - based on daily data

Top 10 Constituents

Constituent	ICB Sector	Net MCap (TWDm)	Wgt %
CTBC Financial Holding	Banks	643,067	9.93
United Microelectronics	Technology Hardware and Equipment	530,861	8.20
Chunghwa Telecom	Telecommunications Service Providers	492,249	7.60
Mega Financial Holding	Banks	444,513	6.87
E.Sun Financial Holding	Banks	429,563	6.63
Uni-president Enterprises	Food Producers	367,955	5.68
Novatek Microelectronics	Technology Hardware and Equipment	296,868	4.59
SinoPac Financial Holdings Co. Ltd.	Banks	251,294	3.88
Hua Nan Financial Holdings	Banks	246,098	3.80
Hotai Motor	Retailers	201,288	3.11
Totals		3,903,756	60.29

INFORMATION

Index Universe

FTSE TWSE Taiwan 50 Index + FTSE TWSE Taiwan Mid-Cap 100 Index

Index Launch

21 February 2018

Base Date

19 March 2004

Base Value

1000

Investability Screen

Actual free float applied and liquidity screened

Index Calculation

Real-time and end-of-day index available

End-of-Day Distribution

Via FTP and email

Currency

TWD, USD, EUR, GBP, JPY, Local

Review Dates

Annually in March

ICB Industry Breakdown

ICB Code	ICB Industry	No. of Cons	Net MCap (TWDm)	Wgt %
10	Technology	8	1,408,455	21.75
15	Telecommunications	3	811,871	12.54
30	Financials	11	2,646,814	40.88
35	Real Estate	1	50,707	0.78
40	Consumer Discretionary	5	462,095	7.14
45	Consumer Staples	2	504,550	7.79
50	Industrials	5	346,638	5.35
55	Basic Materials	4	195,664	3.02
60	Energy	1	47,676	0.74
Totals		40	6,474,470	100.00

Index Characteristics

Attributes	FTSE Taiwan High Dividend Low Volatility
Number of constituents	40
Net MCap (TWDm)	6,474,470
Dividend Yield %	4.55
Constituent Sizes (Net MCap TWDm)	
Average	161,862
Largest	643,067
Smallest	13,350
Median	99,952
Weight of Largest Constituent (%)	9.93
Top 10 Holdings (% Index MCap)	60.29

© 2025 London Stock Exchange Group plc and its applicable group undertakings ("LSEG"). LSEG includes (1) FTSE International Limited ("FTSE"), (2) Frank Russell Company ("Russell"), (3) FTSE Global Debt Capital Markets Inc. and FTSE Global Debt Capital Markets Limited (together, "FTSE Canada"), (4) FTSE Fixed Income Europe Limited ("FTSE FI Europe"), (5) FTSE Fixed Income LLC ("FTSE FI"), (6) FTSE (Beijing) Consulting Limited ("WOFE") (7) Refinitiv Benchmark Services (UK) Limited ("RBSL"), (8) Refinitiv Limited ("RL") and (9) Beyond Ratings S.A.S. ("BR"). All rights reserved.

FTSE Russell® is a trading name of FTSE, Russell, FTSE Canada, FTSE FI, FTSE FI Europe, WOFE, RBSL, RL, and BR. "FTSE®", "Russell®", "FTSE Russell®", "FTSE4Good®", "ICB®", "Refinitiv", "Beyond Ratings®", "WMR™", "FR™" and all other trademarks and service marks used herein (whether registered or unregistered) are trademarks and/or service marks owned or licensed by the applicable member of LSEG or their respective licensors and are owned, or used under licence, by FTSE, Russell, FTSE Canada, FTSE FI, FTSE FI Europe, WOFE, RBSL, RL or BR. FTSE International Limited is authorised and regulated by the Financial Conduct Authority as a benchmark administrator. Refinitiv Benchmark Services (UK) Limited is authorised and regulated by the Financial Conduct Authority as a benchmark administrator.

All information is provided for information purposes only. All information and data contained in this publication is obtained by LSEG, from sources believed by it to be accurate and reliable. Because of the possibility of human and mechanical inaccuracy as well as other factors, however, such information and data is provided "as is" without warranty of any kind. No member of LSEG nor their respective directors, officers, employees, partners or licensors make any claim, prediction, warranty or representation whatsoever, expressly or impliedly, either as to the accuracy, timeliness, completeness, merchantability of any information or LSEG Products, or of results to be obtained from the use of LSEG products, including but not limited to indices, rates, data and analytics, or the fitness or suitability of the LSEG products for any particular purpose to which they might be put. The user of the information assumes the entire risk of any use it may make or permit to be made of the information.

No responsibility or liability can be accepted by any member of LSEG nor their respective directors, officers, employees, partners or licensors for (a) any loss or damage in whole or in part caused by, resulting from, or relating to any inaccuracy (negligent or otherwise) or other circumstance involved in procuring, collecting, compiling, interpreting, analysing, editing, transcribing, transmitting, communicating or delivering any such information or data or from use of this document or links to this document or (b) any direct, indirect, special, consequential or incidental damages whatsoever, even if any member of LSEG is advised in advance of the possibility of such damages, resulting from the use of, or inability to use, such information.

No member of LSEG nor their respective directors, officers, employees, partners or licensors provide investment advice and nothing in this document should be taken as constituting financial or investment advice. No member of LSEG nor their respective directors, officers, employees, partners or licensors make any representation regarding the advisability of investing in any asset or whether such investment creates any legal or compliance risks for the investor. A decision to invest in any such asset should not be made in reliance on any information herein. Indices and rates cannot be invested in directly. Inclusion of an asset in an index or rate is not a recommendation to buy, sell or hold that asset nor confirmation that any particular investor may lawfully buy, sell or hold the asset or an index or rate containing the asset. The general information contained in this publication should not be acted upon without obtaining specific legal, tax, and investment advice from a licensed professional.

Past performance is no guarantee of future results. Charts and graphs are provided for illustrative purposes only. Index and/or rate returns shown may not represent the results of the actual trading of investable assets. Certain returns shown may reflect back-tested performance. All performance presented prior to the index or rate inception date is back-tested performance. Back-tested performance is not actual performance, but is hypothetical. The back-test calculations are based on the same methodology that was in effect when the index or rate was officially launched. However, back-tested data may reflect the application of the index or rate methodology with the benefit of hindsight, and the historic calculations of an index or rate may change from month to month based on revisions to the underlying economic data used in the calculation of the index or rate.

No part of this information may be reproduced, stored in a retrieval system or transmitted in any form or by any means, electronic, mechanical, photocopying, recording or otherwise, without prior written permission of the applicable member of LSEG. Use and distribution of LSEG data requires a licence from LSEG and/or its licensors.

Data definitions available from
info@ftserussell.com

To learn more, visit lseg.com/ftse-russell;
email info@ftserussell.com; or
call your regional Client Services Team office:

EMEA

+44 (0) 20 7866 1810

North America

+1 877 503 6437

Asia-Pacific

Hong Kong +852 2164 3333

Tokyo +81 3 6441 1430

Sydney +61 (0) 2 7228 5659