



FTSE Chinese (Onshore CNY) Broad Bond Index - Interbank

Multi-Sector | Renminbi

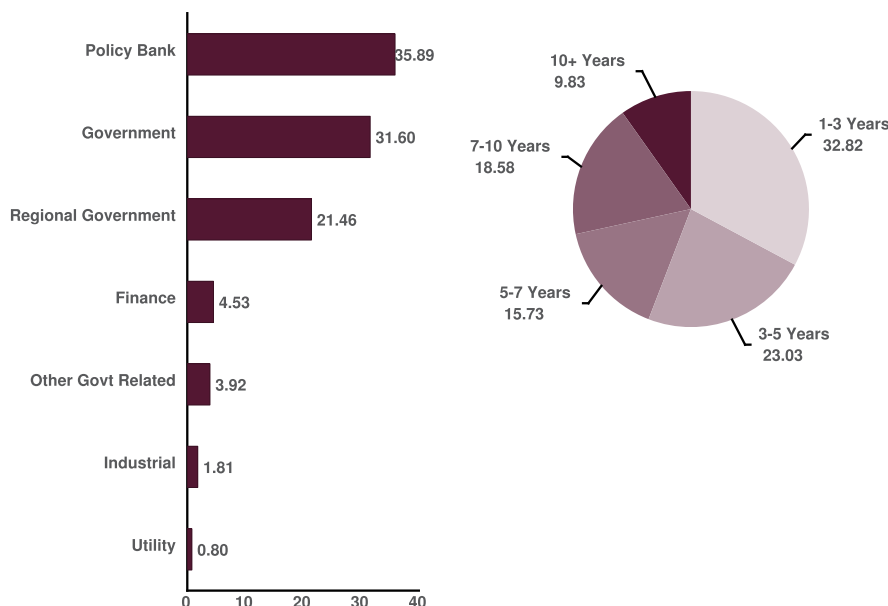
The FTSE Chinese (Onshore CNY) Broad Bond Index - Interbank (CNYBBI-Interbank) measures the performance of a subset of bonds from the FTSE Chinese (Onshore CNY) Broad Bond Index (CNYBBI) which tracks onshore Chinese yuan-denominated fixed-rate governments, agencies, and corporations debt issued in mainland China. The index includes bonds that are traded on the China Interbank Bond Market (CIBM).

INDEX PROFILE

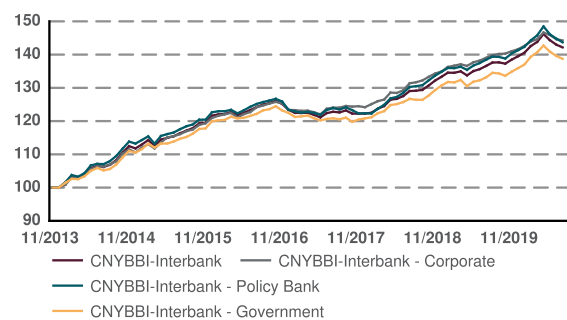
Description	# of Issues	Par Amount*	Market Value*	Market Weight (%)	Average Coupon (%)	Average Life (Years)	Yield to Maturity (%)	Effective Duration	OAS (bps)
CNYBBI-Interbank	1,334	37.18	38.35	100.00	3.57	6.33	3.10	5.15	33
1-3 Years	597	12.25	12.59	32.82	3.48	2.03	2.80	1.94	36
3-5 Years	299	8.50	8.83	23.03	3.62	3.97	2.99	3.66	36
5-7 Years	156	5.88	6.03	15.73	3.42	5.90	3.20	5.29	34
7-10 Years	158	6.94	7.13	18.58	3.60	8.72	3.35	7.44	36
10+ Years	124	3.61	3.77	9.83	3.97	22.59	3.70	14.81	13
Government	125	11.72	12.12	31.60	3.31	8.14	2.85	6.31	-1
Policy Bank	152	13.35	13.76	35.89	3.74	5.23	3.28	4.56	56
Regional Government	529	8.02	8.23	21.46	3.50	6.97	3.03	5.50	23
Other Govt Related	107	1.42	1.50	3.92	4.28	4.87	3.33	4.15	65
Corporate	421	2.67	2.74	7.13	3.74	2.70	3.34	2.49	86
Industrial	144	0.68	0.69	1.81	3.99	2.88	3.45	2.67	94
Finance	213	1.70	1.74	4.53	3.56	2.51	3.30	2.32	84
Utility	64	0.29	0.31	0.80	4.21	3.40	3.35	3.08	78

* In CNY trillions

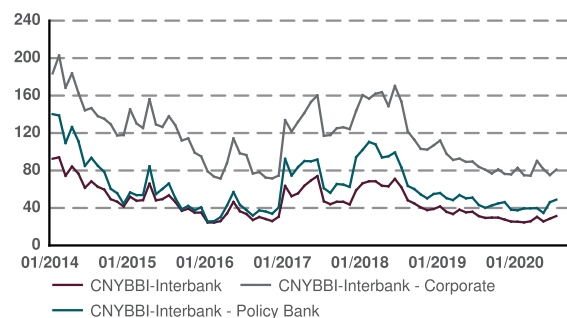
ASSET CLASS AND MATURITY COMPOSITION (Market Weight %)



HISTORICAL INDEX LEVEL



OPTION ADJUSTED SPREAD*



* OAS to the China Government Curve

TOP 10 ISSUERS (By Market Weight)

Description	# of Issues	Par Amount*	Market Value*	Market Weight (%)	Average Coupon (%)	Average Life (Years)	Yield to Maturity (%)	Effective Duration	OAS (bps)
CHINA PEOPLES REPUBLIC OF	125	11.72	12.12	31.60	3.31	8.14	2.85	6.29	-1
CHINA DEVELOPMENT BANK CORP	79	7.13	7.37	19.21	3.79	5.64	3.31	4.77	56
AGRICULTURAL DVLPT BANK OF CHINA	41	3.74	3.86	10.06	3.73	4.93	3.27	4.28	56
EXPORT-IMPORT BANK OF CHINA	34	2.48	2.55	6.64	3.62	4.52	3.22	3.94	56
CHINA RAILWAY CORP	89	1.17	1.24	3.25	4.46	4.86	3.33	4.11	64
JIANGSU PROVINCE, PEOPLE S GOVER	65	1.16	1.19	3.10	3.34	5.68	2.97	4.85	22
PEOPLE S GOVERNMENT OF HUNAN PRO	41	0.67	0.69	1.81	3.48	5.80	2.95	4.73	22
SHANDONG PROVINCE, CHINA	35	0.58	0.59	1.55	3.53	4.76	2.86	4.08	21
ZHEJIANG PROVINCE, PEOPLE S GOVE	32	0.48	0.49	1.28	3.43	7.87	3.12	6.37	24
HEBEI PROVINCE, CHINA	29	0.41	0.42	1.10	3.65	9.87	3.16	7.20	22

* In CNY trillions

DESIGN CRITERIA AND CALCULATION METHODOLOGY

Coupon:	Fixed-rate
Currency:	CNY
Minimum Maturity:	At least one year
Minimum Issue Size:	Government: CNY 20 billions Policy Bank: CNY 15 billions Regional Government and other Government Sponsored: CNY 10 billions Others (including Panda bonds): CNY 3 billions
Minimum Quality:	No minimum S&P or Moody's rating requirements, defaulted bonds are excluded
Weighting:	Market capitalization
Rebalancing:	Once a month at month end
Cash Reinvestment Rate:	At daily average of the savings deposit rate published by the People's Bank of China, calculated from actual scheduled payment date of the cash flow through the end of the reporting period.
Pricing:	Refinitiv
Calculation Frequency:	Daily
Settlement Date:	Monthly – Settlement is on the last calendar day of the month. Daily – Same day settlement except if the last business day of the month is not the last calendar day of the month; then, settlement is on the last calendar day of the month.
Base Date:	December 31, 2013

© 2020 London Stock Exchange Group plc and its applicable group undertakings (the "LSE Group"). The LSE Group includes (1) FTSE International Limited ("FTSE"), (2) Frank Russell Company ("Russell"), (3) FTSE Global Debt Capital Markets Inc. and FTSE Global Debt Capital Markets Limited (together, "FTSE Canada"), (4) MTSNext Limited ("MTSNext"), (5) Mergent, Inc. ("Mergent"), (6) FTSE Fixed Income LLC ("FTSE FI"), (7) The Yield Book Inc. ("YB"), and (8) Beyond Ratings S.A.S. ("BR"). All rights reserved.

The FTSE Fixed Income Indexes are calculated by or on behalf of FTSE Fixed Income LLC or its affiliate, agent or partner. FTSE International Limited is authorized and regulated by the Financial Conduct Authority as a benchmark administrator. FTSE Russell® is a trading name of FTSE, Russell, FTSE Canada, MTSNext, Mergent, FTSE FI, YB, and BR. "FTSE®", "Russell®", "FTSE Russell®", "MTS®", "FTSE4Good®", "ICB®", "Mergent®", "WorldBIG®", "USBIG®", "EuroBIG®", "AusBIG®", "The Yield Book®", Beyond Ratings®, and all other trademarks and service marks used herein (whether registered or unregistered) are trademarks and/or service marks owned or licensed by the applicable member of the LSE Group or their respective licensors and are owned, or used under license, by FTSE, Russell, MTSNext, FTSE Canada, Mergent, FTSE FI, YB, or BR.

All information is provided for information purposes only. All information and data contained in this publication is obtained by the LSE Group, from sources believed by it to be accurate and reliable. Because of the possibility of human and mechanical error or otherwise) or other circumstance involved in procuring, collecting, compiling, interpreting, analyzing, editing, transcribing, transmitting, communicating or delivering any such information or data or from use of this document or links to this document or (b) any direct, indirect, special, consequential or incidental damages whatsoever, even if any member of the LSE Group is advised in advance of the possibility of such damages, resulting from the use of, or inability to use, such information. No member of the LSE Group nor their respective directors, officers, employees, partners or licensors provide investment advice and nothing contained in this document or accessible through FTSE Russell Indexes, including statistical data and industry reports, should be taken as constituting financial or investment advice or a financial promotion.

No responsibility or liability can be accepted by any member of the LSE Group nor their respective directors, officers, employees, partners or licensors for (a) any loss or damage in whole or in part caused by, resulting from, or relating to any error (negligent or otherwise) or other circumstance involved in procuring, collecting, compiling, interpreting, analyzing, editing, transcribing, transmitting, communicating or delivering any such information or data or from use of this document or links to this document or (b) any direct, indirect, special, consequential or incidental damages whatsoever, even if any member of the LSE Group is advised in advance of the possibility of such damages, resulting from the use of, or inability to use, such information. No member of the LSE Group nor their respective directors, officers, employees, partners or licensors provide investment advice and nothing contained in this document or accessible through FTSE Russell Indexes, including statistical data and industry reports, should be taken as constituting financial or investment advice or a financial promotion.

Past performance is no guarantee of future results. Charts and graphs are provided for illustrative purposes only. Index returns shown may not represent the results of the actual trading of investable assets. Certain returns shown may reflect back-tested performance. All performance presented prior to the index inception date is back-tested performance. Back-tested performance is not actual performance, but is hypothetical. The back-test calculations are based on the same methodology that was in effect when the index was officially launched. However, back-tested data may reflect the application of the index methodology with the benefit of hindsight, and the historic calculations of an index may change from month to month based on revisions to the underlying economic data used in the calculation of the index.

No part of this information may be reproduced, stored in a retrieval system or transmitted in any form or by any means, electronic, mechanical, photocopying, recording or otherwise, without prior written permission of the applicable member of the LSE Group. Use and distribution of the LSE Group data requires a license from FTSE, Russell, FTSE Canada, MTSNext, Mergent, FTSE FI, YB, BR, and/or their respective licensors.