



FTSE US Broad Investment-Grade Bond Index (USBIG®)

Multi-Sector | US Dollar

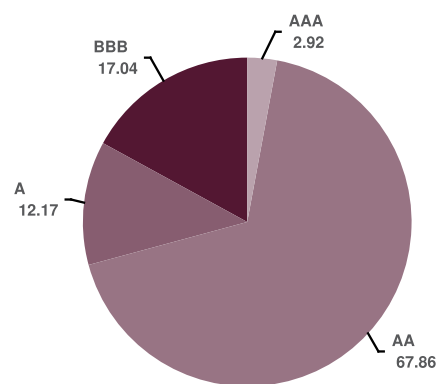
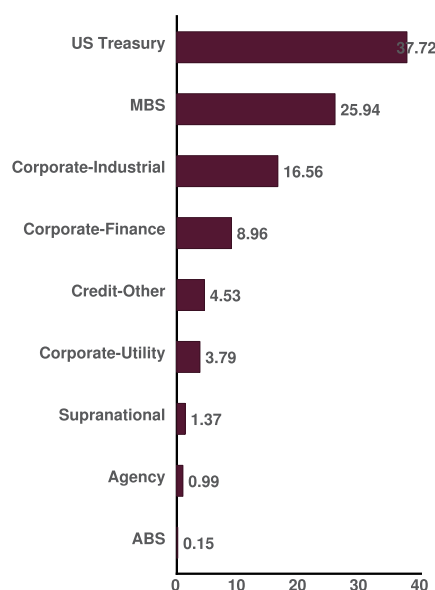
The FTSE US Broad Investment-Grade Bond Index (USBIG) measures the performance of US Dollar-denominated bonds issued in the US investment-grade bond market. Introduced in 1985, the index covers US Treasury, government sponsored, collateralized, and corporate debt providing a reliable representation of the US investment-grade bond market. Sub-indices are available in any combination of asset class, maturity, and rating.

INDEX PROFILE

Description	# of Issues	Par Amount*	Market Value*	Market Weight (%)	Average Coupon (%)	Average Life (Years)	Yield to Maturity (%)	Effective Duration	OAS (bps)
USBIG	8,463	21,299.33	23,965.79	100.00	3.02	7.42	0.96	6.02	52
1-3 Years	1,824	8,535.73	8,976.34	37.45	2.64	2.11	0.32	1.30	9
3-7 Years	2,583	7,017.81	7,660.22	31.96	2.86	4.48	0.79	3.93	50
7-10 Years	1,261	1,979.88	2,288.88	9.55	3.21	8.62	1.35	7.52	87
10+ Years	2,795	3,765.91	5,040.36	21.03	4.08	24.31	2.19	16.93	117
US Treasury	249	8,031.12	9,040.73	37.72	2.05	7.66	0.41	7.23	0
Government Sponsored	214	515.23	566.66	2.36	2.25	4.29	0.43	4.14	20
Collateralized	378	5,822.85	6,250.90	26.08	3.39	2.63	0.53	1.13	18
Credit	7,622	6,930.13	8,107.50	33.83	3.89	11.41	1.95	8.57	139

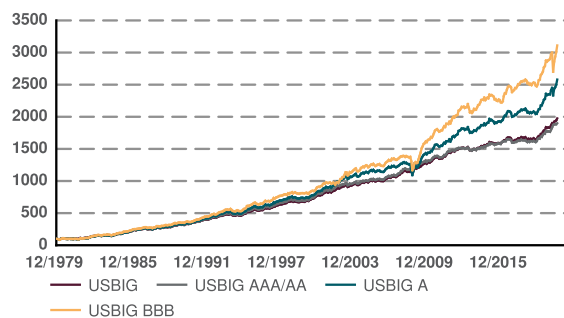
* In USD billions

GEOGRAPHICAL AND QUALITY COMPOSITION (Market Weight %)



Index Quality: Index quality is defined to be the rating assigned by Standard and Poor's Financial Services LLC ("S&P") when it exists. If a bond is not rated by S&P but it is rated by Moody's Investor Service, Inc ("Moody's"), the S&P equivalent of the Moody's rating is assigned. If a bond is split-rated, that is rated investment grade by S&P or Moody's and high yield by the other, index quality is taken to be S&P equivalent of the investment grade rating.

HISTORICAL INDEX LEVEL



	Return*	Standard Deviation*
USBIG	7.63	5.23
USBIG AAA/AA	7.52	6.04
USBIG A	8.34	6.76
USBIG B	8.84	6.80

* Annualized Since Base Date (in %)

ANNUALIZED RETURNS (in %)

	USBIG	US High-Yield Market Index*	US High-Yield Market Capped Index*	WorldBIG**	
	USD	USD	USD	USD Unhedged	USD Hedged
YTD***	7.91	-0.04	-0.73	7.16	5.67
1 Year	10.37	3.34	2.63	8.71	7.05
5 Years	4.54	5.5	5.28	4.3	4.57
10 Years	3.88	6.48	6.34	2.86	4.16

* The US High-Yield Market Index measures the performance of high-yield debt issued by corporations domiciled in the United States or Canada. The US High-Yield Market Capped Index uses the US High-Yield Market Index as its foundation but caps the total debt of any single issuer at USD 15 billion par amount outstanding and also delays the entry of fallen angels for a minimum of one month after their downgrade to high-yield status.

** The World Broad Investment-Grade Bond Index (WorldBIG) comprises fixed-rate, local currency, investment-grade sovereign, collateralized, and corporate debt from over 20 countries.

*** Not annualized.

DESIGN CRITERIA AND CALCULATION METHODOLOGY

Coupon:	Fixed-rate, including fixed-to-float bonds
Currency:	USD
Minimum Maturity:	At least one year
Minimum Size Outstanding:	Varies by asset class
Minimum Quality:	BBB- by S&P or Baa3 by Moody's
Weighting:	Market capitalization
Rebalancing:	Once a month at month end
Cash Reinvestment Rate:	Continuous at the daily average of the one-month Eurodeposit rate for the calculation period
Pricing:	Refinitiv
Calculation Frequency:	Daily
Settlement Date:	Monthly – Settlement is on the last calendar day of the month. Daily – Same day settlement except if the last business day of the month is not the last calendar day of the month; then, settlement is on the last calendar day of the month.
Base Date:	December 31, 1979

VENDOR CODES

- Bloomberg SBI <GO>; SBBI <GO>
- USBIG – SBBIG <INDEX>
- Reuters
- USBIG – .SBBIG

© 2020 London Stock Exchange Group plc and its applicable group undertakings (the "LSE Group"). The LSE Group includes (1) FTSE International Limited ("FTSE"), (2) Frank Russell Company ("Russell"), (3) FTSE Global Debt Capital Markets Inc. and FTSE Global Debt Capital Markets Limited (together, "FTSE Canada"), (4) MTSNext Limited ("MTSNext"), (5) Mergent, Inc. ("Mergent"), (6) FTSE Fixed Income LLC ("FTSE FI"), (7) The Yield Book Inc. ("YB"), and (8) Beyond Ratings S.A.S. ("BR"). All rights reserved.

The FTSE Fixed Income Indexes are calculated by or on behalf of FTSE Fixed Income LLC or its affiliate, agent or partner. FTSE International Limited is authorized and regulated by the Financial Conduct Authority as a benchmark administrator. FTSE Russell® is a trading name of FTSE, Russell, FTSE Canada, MTSNext, Mergent, FTSE FI, YB, and BR. "FTSE®", "Russell®", "FTSE Russell®", "MTS®", "FTSE4Good®", "ICB®", "Mergent®", "WorldBIG®", "USBIG®", "EuroBIG®", "AusBIG®", "The Yield Book®", "Beyond Ratings®", and all other trademarks and service marks used herein (whether registered or unregistered) are trademarks and/or service marks owned or licensed by the applicable member of the LSE Group or their respective licensors and are owned, or used under license, by FTSE, Russell, MTSNext, FTSE Canada, Mergent, FTSE FI, YB, or BR.

All information is provided for information purposes only. All information and data contained in this publication is obtained by the LSE Group, from sources believed by it to be accurate and reliable. Because of the possibility of human and mechanical error or otherwise) or other circumstance involved in procuring, collecting, compiling, interpreting, analyzing, editing, transcribing, transmitting, communicating or delivering any such information or data or from use of this document or links to this document or (b) any direct, indirect, special, consequential or incidental damages whatsoever, even if any member of the LSE Group is advised in advance of the possibility of such damages, resulting from the use of, or inability to use, such information. No member of the LSE Group nor their respective directors, officers, employees, partners or licensors provide investment advice and nothing contained in this document or accessible through FTSE Russell Indexes, including statistical data and industry reports, should be taken as constituting financial or investment advice or a financial promotion.

No responsibility or liability can be accepted by any member of the LSE Group nor their respective directors, officers, employees, partners or licensors for (a) any loss or damage in whole or in part caused by, resulting from, or relating to any error (negligent or otherwise) or other circumstance involved in procuring, collecting, compiling, interpreting, analyzing, editing, transcribing, transmitting, communicating or delivering any such information or data or from use of this document or links to this document or (b) any direct, indirect, special, consequential or incidental damages whatsoever, even if any member of the LSE Group is advised in advance of the possibility of such damages, resulting from the use of, or inability to use, such information. No member of the LSE Group nor their respective directors, officers, employees, partners or licensors provide investment advice and nothing contained in this document or accessible through FTSE Russell Indexes, including statistical data and industry reports, should be taken as constituting financial or investment advice or a financial promotion.

Past performance is no guarantee of future results. Charts and graphs are provided for illustrative purposes only. Index returns shown may not represent the results of the actual trading of investable assets. Certain returns shown may reflect back-tested performance. All performance presented prior to the index inception date is back-tested performance. Back-tested performance is not actual performance, but is hypothetical. The back-test calculations are based on the same methodology that was in effect when the index was officially launched. However, back-tested data may reflect the application of the index methodology with the benefit of hindsight, and the historic calculations of an index may change from month to month based on revisions to the underlying economic data used in the calculation of the index.

No part of this information may be reproduced, stored in a retrieval system or transmitted in any form or by any means, electronic, mechanical, photocopying, recording or otherwise, without prior written permission of the applicable member of the LSE Group. Use and distribution of the LSE Group data requires a license from FTSE, Russell, FTSE Canada, MTSNext, Mergent, FTSE FI, YB, BR, and/or their respective licensors.