



FTSE Global Green Impact Bond Index

Multi-Sector | Multi-Currency

The FTSE Global Green Impact Bond Index (Global Green Impact) provides a comprehensive measure of the global green bond market across various asset classes and credit sectors. Its constituents are selected from various FTSE Fixed Income indices, screened in accordance with the transparent and defined green bond criteria.

The Global Green Impact leverages Climate Bonds Initiative (CBI) data to identify eligible Green Bonds whose use of proceeds are in line with the Paris Agreement.

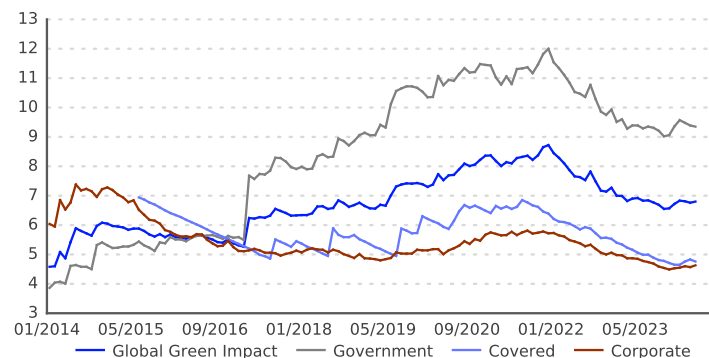
The Global Green Impact measures the performance of both investment-grade and high-yield multi-currency green debt issued by government, government-sponsored, supranational, covered, and corporations.

INDEX PROFILE

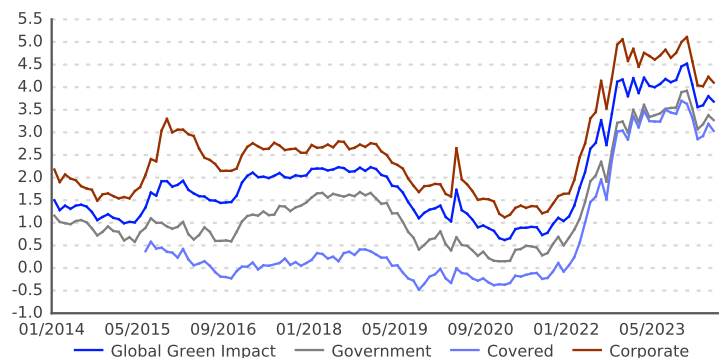
Description	# of Issues	Par Amount*	Market Value*	Market Weight (%)	Average Coupon (%)	Average Life (Years)	Yield to Maturity (%)	Effective Duration	OAS (bps)
Global Green Impact	1,490	1,444.84	1,318.41	100.00	2.33	8.88	3.68	6.80	77
Investment-Grade	1,220	1,344.57	1,219.71	92.51	2.22	9.25	3.59	7.09	66
AAA	162	292.67	265.09	20.11	1.42	8.87	2.99	7.34	15
AA	166	358.17	296.85	22.52	1.69	13.99	3.36	10.73	36
A	399	295.94	277.62	21.06	2.48	7.52	3.61	5.46	69
BBB	493	397.79	380.15	28.83	3.08	6.56	4.17	5.25	124
High-Yield	97	54.93	52.37	3.97	4.84	4.42	6.92	3.51	339
BB	73	41.87	41.17	3.12	4.60	4.48	5.82	3.55	236
B	20	11.49	10.23	0.78	5.64	4.26	9.87	3.42	592
CCC	4	1.57	0.97	0.07	5.32	3.92	22.73	3.05	2,067
Not-Rated	173	45.34	46.34	3.51	2.68	3.13	2.29	2.88	51
1-3 Years	488	317.47	312.04	23.67	2.37	2.04	3.75	1.94	82
3-5 Years	356	265.12	256.74	19.47	2.58	3.98	3.75	3.66	99
5-7 Years	214	200.27	186.72	14.16	2.19	6.03	3.58	5.49	84
7-10 Years	264	298.75	275.69	20.91	2.54	8.57	3.73	7.51	70
10+ Years	168	363.23	287.21	21.78	2.03	20.25	3.55	15.05	52
AUD	41	24.53	23.37	1.77	3.35	6.08	4.42	5.25	66
CNH	14	5.14	5.22	0.40	3.02	3.10	2.86	2.88	51
CNY	205	101.43	103.76	7.87	2.80	2.37	2.43	2.17	46
EUR	796	967.19	880.00	66.75	1.97	9.16	3.35	7.38	76
GBP	54	86.17	64.62	4.90	1.84	14.34	4.66	9.87	59
JPY	51	16.76	16.55	1.26	0.50	6.29	0.69	6.03	25
USD	324	231.39	213.06	16.16	3.77	8.50	5.50	5.70	111
Government	320	698.48	603.59	45.78	1.77	12.18	3.27	9.35	35
Domestic Sovereign	30	327.03	267.86	20.32	1.54	15.52	3.10	12.11	21
Foreign Sovereign	37	37.01	33.90	2.57	2.87	8.60	4.18	6.36	93
Government Related	253	334.44	301.83	22.89	1.88	9.31	3.31	7.24	40
Covered	65	53.73	50.56	3.84	1.48	5.13	3.03	4.76	50
Corporate	1,105	692.63	664.26	50.38	2.96	5.83	4.10	4.63	117
Finance	424	309.64	301.04	22.83	2.74	3.94	3.79	3.47	105
Industrial	295	158.17	150.40	11.41	3.31	6.23	4.58	5.06	147
Utility	386	224.82	212.82	16.14	3.02	8.17	4.19	5.97	113

* In USD billions

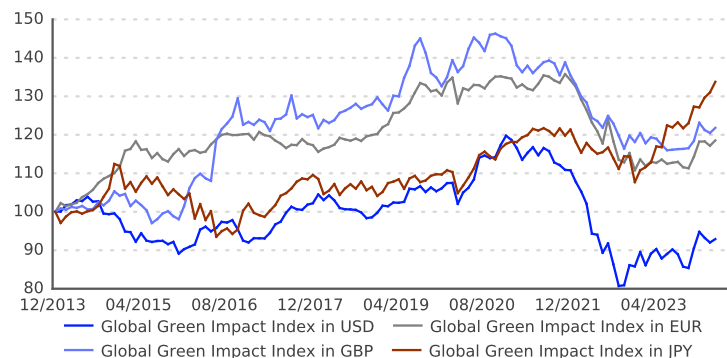
HISTORICAL EFFECTIVE DURATION



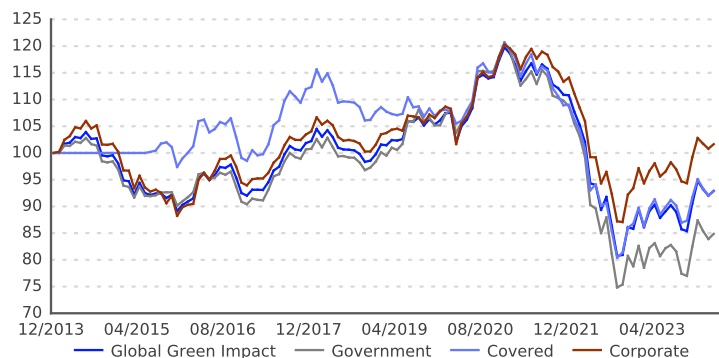
HISTORICAL YIELD TO MATURITY



HISTORICAL INDEX LEVEL (By Currency)



HISTORICAL INDEX LEVEL (By Sector, in USD)



	Return*	Standard Deviation*
Global Green Impact Index in USD	-0.71	7.91
Global Green Impact Index in EUR	1.67	5.45
Global Green Impact Index in GBP	1.94	7.35
Global Green Impact Index in JPY	2.88	7.52

* Annualized Since Inception (in %)

	Return*	Standard Deviation*
Global Green Impact	-0.71	7.91
Government	-1.59	8.92
Covered	-0.83	8.23
Corporate	0.16	7.53

* in USD, Annualized Since Inception (in %)

ANNUALIZED RETURNS (in %)

	USD		EUR		GBP		JPY	
	Unhedged	Hedged	Unhedged	Hedged	Unhedged	Hedged	Unhedged	Hedged
YTD*	-1.97	0.23	0.26	-0.15	-1.08	0.17	5.23	-1.23
1 Year	4.28	6.97	4.90	4.92	2.07	6.32	18.59	0.69
3 Years	-6.46	-2.73	-3.79	-4.53	-3.67	-3.49	3.88	-6.20
5 Years	-1.93	0.19	-1.16	-1.65	-1.32	-0.65	4.41	-2.62

* Not annualized

DESIGN CRITERIA AND CALCULATION METHODOLOGY

Weighting:	Market capitalization
Green Bond Eligibility:	Climate Bonds Initiative (CBI) identifies eligible Green Bonds whose proceeds are specifically earmarked for projects that have environmental and/or climate benefit and are aligned with Paris Agreement
Minimum Maturity:	At least one year
Minimum Quality:	Minimum quality depends on the underlying index
Pricing:	Refinitiv pricing except for: <ul style="list-style-type: none"> - Israel (provided by Tel Aviv Stock Exchange) - Mexico (provided by Proveedor Integral de Precios S.A. de C.V.) - Poland (provided by BondSpot) - Singapore (provided by the Monetary Authority of Singapore)
Rebalancing:	Once a month at month end
Calculation Frequency:	Daily
Settlement Date:	Monthly – Settlement is on the last calendar day of the month. Daily – Same day settlement except if the last business day of the month is not the last calendar day of the month; then, settlement is on the last calendar day of the month.
Fixing Date:	Each month, the upcoming month's index constituents are "fixed" on the profile fixing date. Each year's scheduled fixing dates are published on the website.
Base Date:	December 31, 2013

VENDOR CODES

SBGGIE	FTSE Global Green Impact Bond Index, in EUR terms
SBGGIG	FTSE Global Green Impact Bond Index, in GBP terms
SBGGIY	FTSE Global Green Impact Bond Index, in JPY terms
SBGGIU	FTSE Global Green Impact Bond Index, in USD terms
SBGGIEC	FTSE Global Green Impact Bond Index, currency-hedged in EUR terms
SBGGIGC	FTSE Global Green Impact Bond Index, currency-hedged in GBP terms
SBGGIYC	FTSE Global Green Impact Bond Index, currency-hedged in JPY terms
SBGGIUC	FTSE Global Green Impact Bond Index, currency-hedged in USD terms
SBGGIUL	FTSE Global Green Impact US Dollar Bond Index, in USD terms
SBGGIEL	FTSE Global Green Impact Euro Bond Index, in EUR terms
SBGGIYL	FTSE Global Green Impact Japanese Yen Bond Index, in JPY terms
SBGGICYL	FTSE Global Green Impact Chinese Yuan (Onshore) Bond Index, in CNY terms
SBGGICHL	FTSE Global Green Impact Chinese Yuan (Offshore) Bond Index, in CNH terms
SBGGIADL	FTSE Global Green Impact Australian Dollar Bond Index, in AUD terms
SBGGIGL	FTSE Global Green Impact Sterling Bond Index, in GBP terms
SBGGISZL	FTSE Global Green Impact Swiss Franc Bond Index, in CHF terms

© 2024 London Stock Exchange Group plc and its applicable group undertakings (the "LSE Group"). The LSE Group includes (1) FTSE International Limited ("FTSE"), (2) Frank Russell Company ("Russell"), (3) FTSE Global Debt Capital Markets Inc. and FTSE Global Debt Capital Markets Limited (together, "FTSE Canada"), (4) MTSNext Limited ("MTSNext"), (5) Mergent, Inc. ("Mergent"), (6) FTSE Fixed Income LLC ("FTSE FI"), (7) The Yield Book Inc. ("YB"), and (8) Beyond Ratings S.A.S. ("BR"). All rights reserved.

The FTSE Fixed Income Indices are calculated by or on behalf of FTSE Fixed Income LLC or its affiliate, agent or partner. FTSE International Limited is authorized and regulated by the Financial Conduct Authority as a benchmark administrator. FTSE Russell® is a trading name of FTSE, Russell, FTSE Canada, MTSNext, Mergent, FTSE FI, YB, and BR. "FTSE®", "Russell®", "FTSE Russell®", "MTS®", "FTSE4Good®", "ICB®", "Mergent®", "WorldBIG®", "USBIG®", "EuroBIG®", "AusBIG®", "The Yield Book®", Beyond Ratings®, and all other trademarks and service marks used herein (whether registered or unregistered) are trademarks and/or service marks owned or licensed by the applicable member of the LSE Group or their respective licensors and are owned, or used under license, by FTSE, Russell, MTSNext, FTSE Canada, Mergent, FTSE FI, YB, or BR.

All information is provided for information purposes only. All information and data contained in this publication is obtained by the LSE Group, from sources believed by it to be accurate and reliable. Because of the possibility of human and mechanical error as well as other factors, however, such information and data is provided "as is" without warranty of any kind. No member of the LSE Group nor their respective directors, officers, employees, partners or licensors make any claim, prediction, warranty or representation whatsoever, expressly or impliedly, either as to the accuracy, timeliness, completeness, merchantability of any information or of results to be obtained from the use of the FTSE Russell Indices or the fitness or suitability of the FTSE Russell Indices for any particular purpose to which they might be put. Any representation of historical data accessible through FTSE Russell Indices is provided for information purposes only and is not a reliable indicator of future performance.

No responsibility or liability can be accepted by any member of the LSE Group nor their respective directors, officers, employees, partners or licensors for (a) any loss or damage in whole or in part caused by, resulting from, or relating to any error (negligent or otherwise) or other circumstance involved in procuring, collecting, compiling, interpreting, analyzing, editing, transcribing, transmitting, communicating or delivering any such information or data or from use of this document or links to this document or (b) any direct, indirect, special, consequential or incidental damages whatsoever, even if any member of the LSE Group is advised in advance of the possibility of such damages, resulting from the use of, or inability to use, such information. No member of the LSE Group nor their respective directors, officers, employees, partners or licensors provide investment advice and nothing contained in this document or accessible through FTSE Russell Indices, including statistical data and industry reports, should be taken as constituting financial or investment advice or a financial promotion.

Past performance is no guarantee of future results. Charts and graphs are provided for illustrative purposes only. Index returns shown may not represent the results of the actual trading of investable assets. Certain returns shown may reflect back-tested performance. All performance presented prior to the index inception date is back-tested performance. Back-tested performance is not actual performance, but is hypothetical. The back-test calculations are based on the same methodology that was in effect when the index was officially launched. However, back-tested data may reflect the application of the index methodology with the benefit of hindsight, and the historic calculations of an index may change from month to month based on revisions to the underlying economic data used in the calculation of the index.

No part of this information may be reproduced, stored in a retrieval system or transmitted in any form or by any means, electronic, mechanical, photocopying, recording or otherwise, without prior written permission of the applicable member of the LSE Group. Use and distribution of the LSE Group data requires a license from FTSE, Russell, FTSE Canada, MTSNext, Mergent, FTSE FI, YB, BR, and/or their respective licensors.